



LOOKBOOK  
2 0 2 3

Exclusive Collection by  
**MANISH MALHOTRA**

LOOKBOOK  
2 0 2 3

Exclusive Collection by  
**MANISH MALHOTRA**



LOOKBOOK  
2 0 2 3

Exclusive Collection by  
**MANISH MALHOTRA**

# INTRODUCTION



fashion for  
your furniture

## Presenting CenturyLaminates LookBook 2023

The world has changed. And so have our homes. We have gone from individual houses with their own personalities to condominiums that look the same as the rest. So, how does your home make a statement? Stand out from the crowd?

### Interiors

The right interiors give your home a personality, creates buzz amidst your circles. Just like how your fashion statement sets you apart. It's time to turn your spaces into real showstoppers with trending hues, jazzy patterns, classic textures, chic designs & more.

If looks drew you in, our story doesn't end there. The CenturyLaminates range is crafted with a blend of form and functionality. Be it the state-of-the-art manufacturing or the ease of installation, we stand out. Just like our designs!

#### CenturyLaminates Advantages



10-Year Warranty




Carpenter-Friendly



Uniform Sanding



Greenguard Gold & FSC Certification\*



Colour Fastness



Latest International Range



ViroKill Technology



Precision & Consistency with Imported Plates



Fire-Retardant Grade 2 Conformant



Available All Over India

WORLD OF MATTE

if matte matters to you, we have it all.



1 111 MT  
2 3531 SI  
3 4517 KM  
4 153 UM  
5 1543 UM



Conventional Matte

1 Matte (MT)



Gloss Value: 12 - 16



Moderate Reflective Surface



3 Designs

Check out page 182

Silky Matte

2 Silk Tuff (SI)



Gloss Value: 25 - 28



Reflective Surface



Feather Touch



25 Designs

Check out page 67

Veneer Matte

3 Kering Matne (KM)



Gloss Value: 0.5 - 1



Non Reflective Surface



Dry Matte



Raw Veneer Look-alike Matte



8 Designs

Check out page 61

Non-Reflective Matte

4 Ultra Matte (UM)



Gloss Value: 1 - 1.5



Non Reflective Surface



Satin Touch



1.25 mm Thickness



10 Designs

Check out page 30

Exclusive Designer Matte

5 Exclusive Collection by Manish Malhotra



Gloss Value: 1 - 1.5



Non Reflective Surface



Unique Designs



Manish Malhotra Collection



35 Designs

Check out page 11

# the leader

**CenturyLaminates** is known for its category-first designs. We are the largest laminates brand in India. We create fashion for your furniture.



# the trendsetter



**Manish Malhotra.**  
**Couturier. Stylist.**  
**Revivalist.**  
His creations ooze with glamour. Each of his designs looks uber premium. He weaves the moods of modern India.

# meeting of the masters

Manish has kept reinventing himself. So has CenturyLaminates, one of the finest innovators in the world of laminates. When two such maestros join hands, something remarkable is bound to take shape!

MANISH MALHOTRA




Exclusive Collection by Manish Malhotra

'When you love something so much, it loves you back.' That's what Manish thinks. So, his love for beauty has woven the magic again! Now with more intricate & smarter motifs.

# the canvas & the muse

---



**Is it couture? Is it laminates?**

It's kind of both. It's fashion for your furniture. It adds high fashion to your spaces. Put it anywhere, and make spotlights turn!



MANISH MALHOTRA

---





Elegance reimaged. Style redefined.  
Explore the floral fashion, in a new avatar.

# ELEGANTE



# Fusion



Smooth. Smart.  
Smashing.  
Yet Unmatched.  
Turn the page and let  
your space turn heads.

# inspiration

Minimalist and modern.  
Quirky yet classy.  
Browse the cool colours  
and stunning designs.





NEW KNIGHT GARDEN 1550 MI



MATCHING REHAU EDGE BAND - 75617\*



NEW KNIGHT GARDEN 1550 UM



MATCHING REHAU EDGE BAND - 75617\*



NEW LAVANTE ROYALE 1543 UM



MATCHING REHAU EDGE BAND - 110215\*



NEW LAVANTE ROYALE 1543 MI



MATCHING REHAU EDGE BAND - 110215\*



NEW LAZULITE ROYALE 1544 MI



MATCHING REHAU EDGE BAND - 75620\*



NEW LAZULITE ROYALE 1544 UM



MATCHING REHAU EDGE BAND - 75620\*





NEW SPRING PRIMROSE 1528 UM



MATCHING REHAU EDGEBAND - 75718\*

NEW SPRING PRIMROSE 1528 MI



MATCHING REHAU EDGEBAND - 75718\*

NEW AUTUMN PRIMROSE 1529 MI



MATCHING REHAU EDGEBAND - 110136\*

NEW AUTUMN PRIMROSE 1529 UM



MATCHING REHAU EDGEBAND - 110136\*

NEW CONGO GERANIUM 1531 UM



MATCHING REHAU EDGEBAND - 110103\*

NEW MOROCCAN GERANIUM 1532 UM



MATCHING REHAU EDGEBAND - 110159\*

NEW FRENCH GERANIUM 1530 UM



MATCHING REHAU EDGEBAND - 75610\*

NEW CONGO GERANIUM 1531 MI



MATCHING REHAU EDGEBAND - 110103\*

NEW MOROCCAN GERANIUM 1532 MI



MATCHING REHAU EDGEBAND - 110159\*

NEW FRENCH GERANIUM 1530 MI



MATCHING REHAU EDGEBAND - 75610\*





NEW SWISS BLOOMBERRY 1536 UM



MATCHING REHAU EDGE BAND - 110231\*

NEW FIJI BLOOMBERRY 1535 MI



MATCHING REHAU EDGE BAND - 112076\*

NEW SWISS BLOOMBERRY 1536 MI



MATCHING REHAU EDGE BAND - 110231\*

NEW HAWAIIAN BLOOMBERRY 1537 MI



MATCHING REHAU EDGE BAND - 75613\*

NEW FIJI BLOOMBERRY 1535 UM




MATCHING REHAU EDGE BAND - 112076\*

NEW HAWAIIAN BLOOMBERRY 1537 UM



MATCHING REHAU EDGE BAND - 75613\*

NEW ANTIQUE COROLLA 1533 UM



MATCHING REHAU EDGE BAND - 75709\*

NEW ANTIQUE COROLLA 1533 MI




MATCHING REHAU EDGE BAND - 75709\*

NEW EXOTIC COROLLA 1534 MI



MATCHING REHAU EDGE BAND - 110151\*

NEW EXOTIC COROLLA 1534 UM




MATCHING REHAU EDGE BAND - 110151\*





NEW TURQUOISE FIGURINE 1547 UM



MATCHING REHAU EDGE BAND - 112066\*

NEW TURQUOISE FIGURINE 1547 MI



MATCHING REHAU EDGE BAND - 112066\*

NEW UMBER FIGURINE 1548 MI



MATCHING REHAU EDGE BAND - 75720\*

NEW UMBER FIGURINE 1548 UM



MATCHING REHAU EDGE BAND - 75720\*

NEW CALACATTA ART 1540 UM



MATCHING REHAU EDGE BAND - 110208\*

NEW SICILIAN ART 1538 UM



MATCHING REHAU EDGE BAND - 110215\*

NEW ROJO ART 1539 UM



MATCHING REHAU EDGE BAND - 75613\*

NEW SICILIAN ART 1538 MI



MATCHING REHAU EDGE BAND - 1102152\*

NEW CALACATTA ART 1540 MI



MATCHING REHAU EDGE BAND - 110208\*

NEW ROJO ART 1539 MI



MATCHING REHAU EDGE BAND - 75613\*





NEW GALA POPPER 1552 UM



MATCHING REHAU EDGE BAND - 7573\*

NEW GALA POPPER 1552 MI



MATCHING REHAU EDGE BAND - 7573\*

NEW FERN AURA 1551 MI




MATCHING REHAU EDGE BAND - 112065\*

NEW FERN AURA 1551 UM




MATCHING REHAU EDGE BAND - 112065\*

NEW SALMON FLORAL 1542 UM



MATCHING REHAU EDGE BAND - 110210\*

NEW SALMON FLORAL 1542 MI




MATCHING REHAU EDGE BAND - 110210\*

NEW LEMONGRASS FLORAL 1541 MI



MATCHING REHAU EDGE BAND - 110171\*

NEW LEMONGRASS FLORAL 1541 UM



MATCHING REHAU EDGE BAND - 110171\*



\*All REHAU Edgeband available in 3 finishes - Super High Gloss, High Gloss+ & Matte  
Checkout Edgeband Index for more details.

NEW

GENTLE LEI 1546 UM



MATCHING REHAU EDGE BAND - 75628\*



NEW

GENTLE LEI 1546 MI



MATCHING REHAU EDGE BAND - 75628\*



NEW

INTENSE LEI 1545 MI



MATCHING REHAU EDGE BAND - 75617\*



NEW

INTENSE LEI 1545 UM

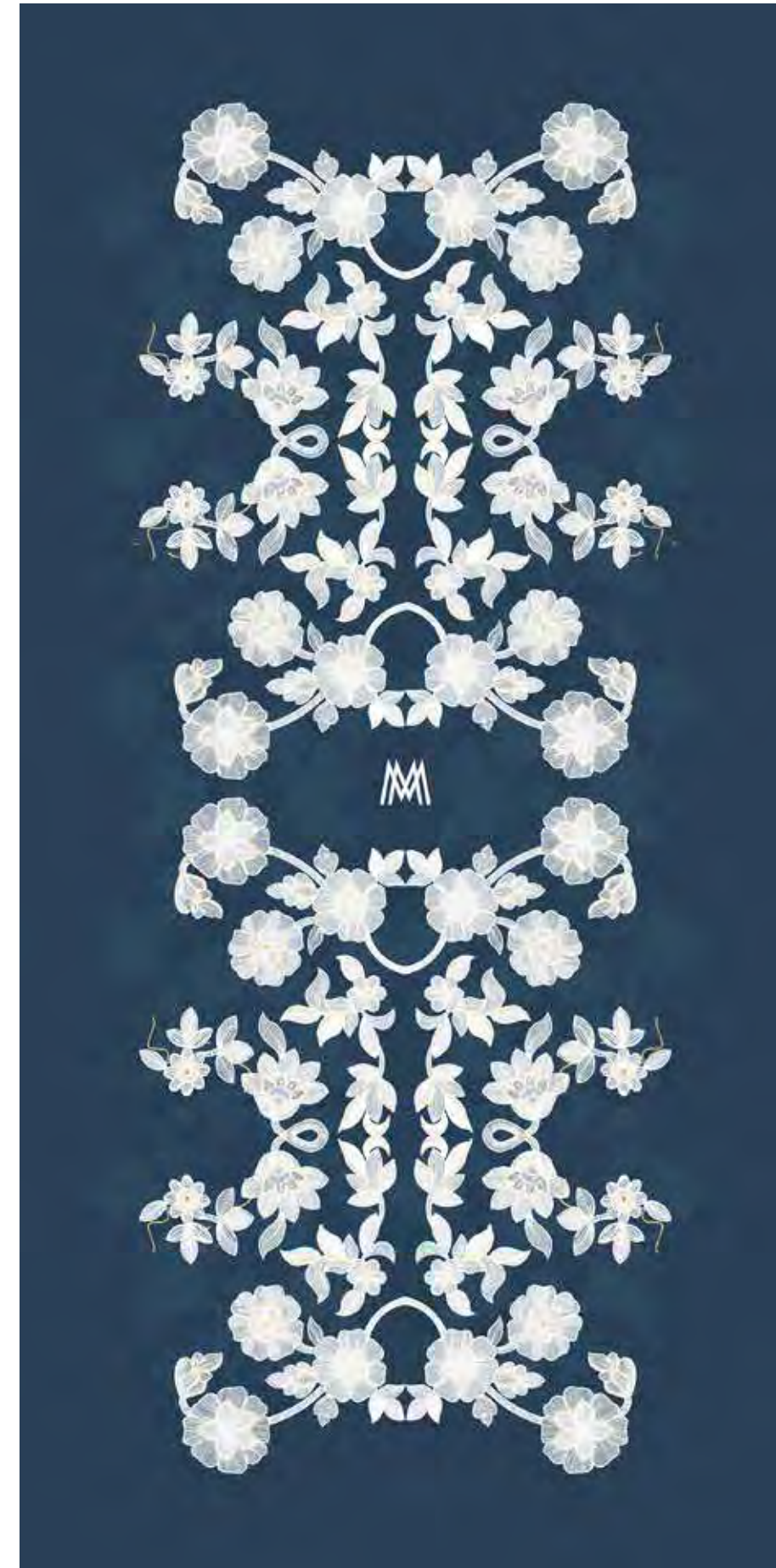


MATCHING REHAU EDGE BAND - 75617\*



NEW

FLORID CANVAS 1549 MI




MATCHING REHAU EDGE BAND - 75710\*



NEW

FLORID CANVAS 1549 UM




MATCHING REHAU EDGE BAND - 75710\*







NEW EMPHATIC TAPESTRY 1553 MI



MATCHING REHAU EDGE BAND - 110128\*

NEW EMPHATIC TAPESTRY 1553 UM




MATCHING REHAU EDGE BAND - 110128\*

NEW SOOTHING TAPESTRY 1554 UM




MATCHING REHAU EDGE BAND - 110146\*

NEW SOOTHING TAPESTRY 1554 MI



MATCHING REHAU EDGE BAND - 110146\*

NEW RADIANT MONK 1555 UM



MATCHING REHAU EDGE BAND - 112012\*

NEW RADIANT MONK 1555 MI




MATCHING REHAU EDGE BAND - 112012\*

NEW CARNATION 1556 MI



MATCHING REHAU EDGE BAND - 112012\*

NEW CARNATION 1556 UM




MATCHING REHAU EDGE BAND - 112012\*



\*All REHAU Edgeband available in 3 finishes - Super High Gloss, High Gloss+ & Matte. Check out Edgeband Index for more details.



**NEW** ZIPPY INSIGNIA 1557 MI



MATCHING REHAU EDGEBAND – 110209\*



**NEW** GRACE INSIGNIA 1560 MI



MATCHING REHAU EDGEBAND – 110179\*



**NEW** SPATIAL INSIGNIA 1561 MI



MATCHING REHAU EDGEBAND – 75634\*



**NEW** ZIPPY INSIGNIA 1557 UM



MATCHING REHAU EDGEBAND – 110209\*



**NEW** GRACE INSIGNIA 1560 UM



MATCHING REHAU EDGEBAND – 110179\*



**NEW** SPATIAL INSIGNIA 1561 UM



MATCHING REHAU EDGEBAND – 75634\*



**NEW** BRAID INSIGNIA 1559 UM



MATCHING REHAU EDGEBAND – 112055\*




**NEW** DELIGHT INSIGNIA 1562 UM



MATCHING REHAU EDGEBAND – 110163\*




**NEW** CRAYON INSIGNIA 1558 UM



MATCHING REHAU EDGEBAND – 112057\*



**NEW** BRAID INSIGNIA 1559 MI



MATCHING REHAU EDGEBAND – 112055\*



**NEW** DELIGHT INSIGNIA 1562 MI



MATCHING REHAU EDGEBAND – 110163\*



**NEW** CRAYON INSIGNIA 1558 MI









MATCHING REHAU EDGEBAND – 112057\*



add beauty to ease,  
reimagine fashion.

Introducing **Acrylo**. A category first range of scuff resistant pastel shades in Premium Gloss and Ultra Matte. It's gorgeous. It's lovely. It's style reimagined for your interiors.

-  European designs
  -  Easy Maintenance
  -  Premium Gloss
  -  Ultra Matte
  -  Non-reflective Matte
  -  Satin Touch
  -  Matching Edge Bands
- [Two finishes to choose from]

ROSE PINK 152 LU, BRAZILIAN SAND 168 UM

# ACRYLO

1.25 mm collection

EUROPEAN  
DESIGNS

PREMIUM  
GLOSS &  
ULTRA MATTE



# ACRYLO

1.25 MM COLLECTION

## BEST OF BOTH THE WORLDS

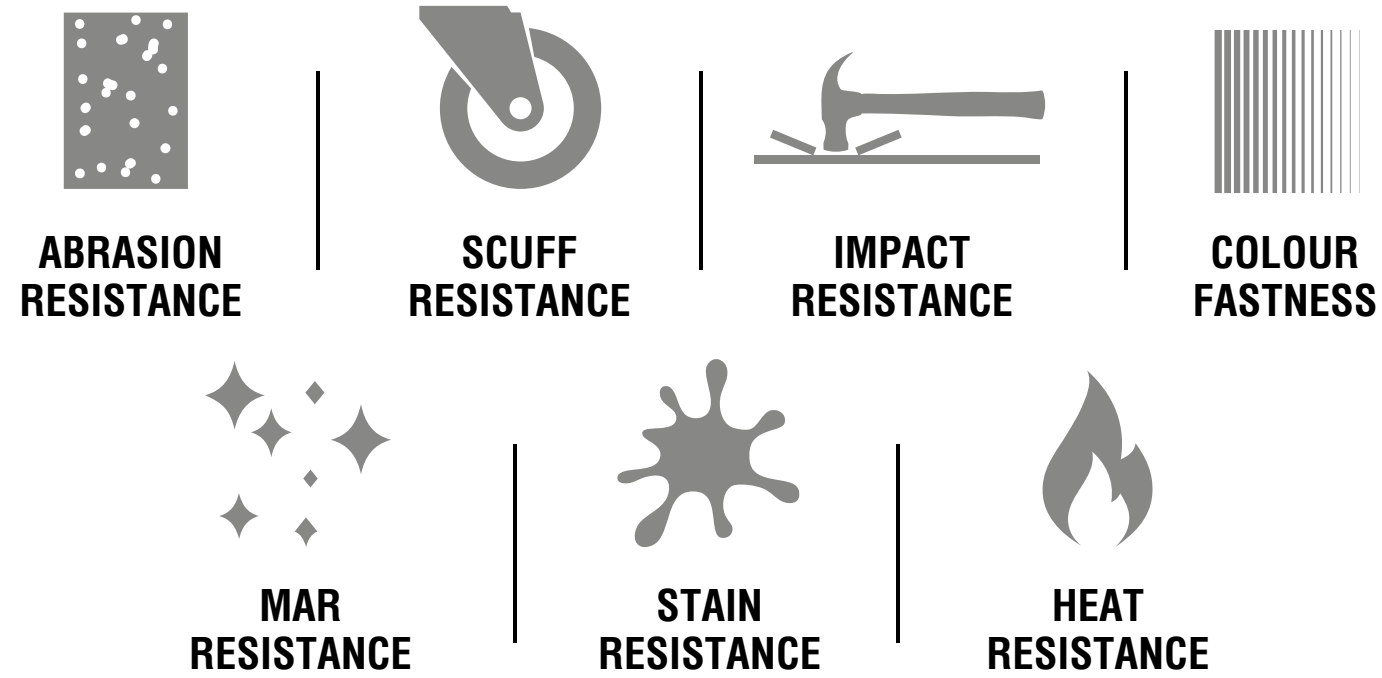
Now get the benefits of all allied products with the ease of laminates.

### ACRYLO ADVANTAGES

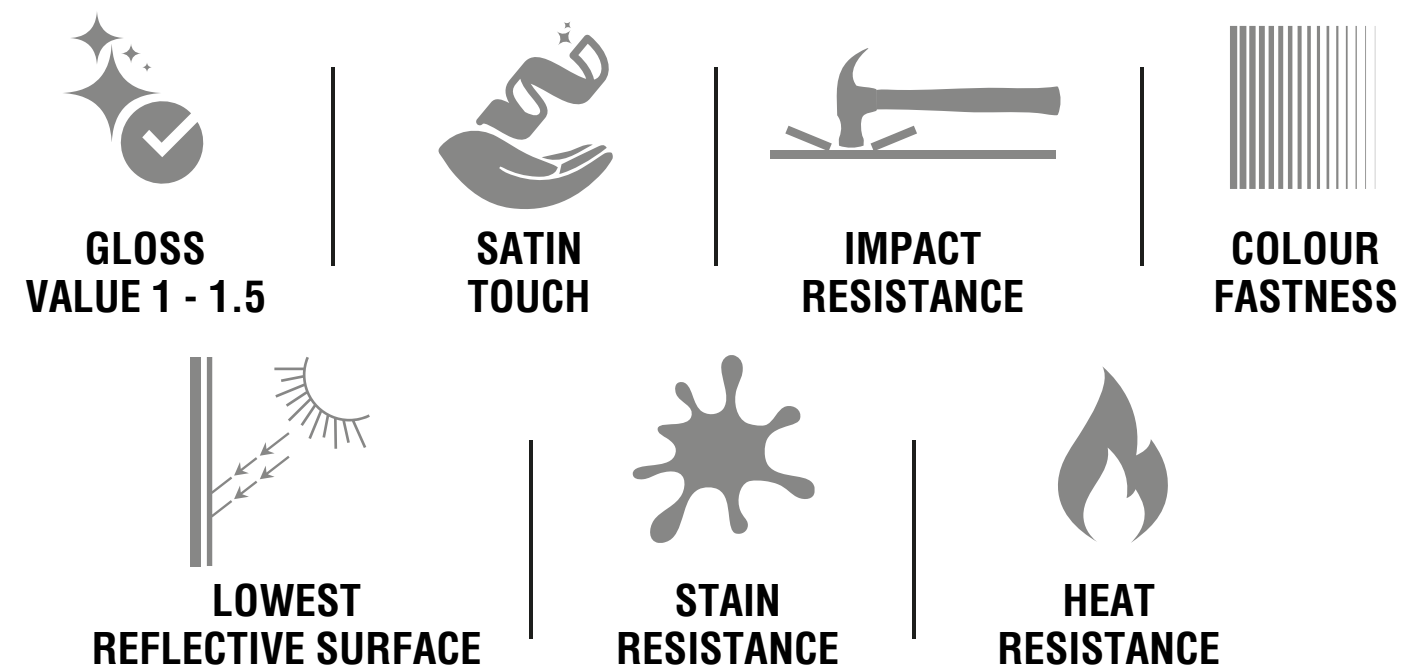
1.25MM THICKNESS | EUROPEAN DESIGNS | EASY MAINTENANCE

CHOICE OF FINISH  
PREMIUM GLOSS | ULTRA MATTE

### ADVANTAGES OF PREMIUM GLOSS




### ADVANTAGES OF ULTRA MATTE



For every beautiful Acrylo Laminate, there is a matching Edgeband available from REHAU & E3.  
All Acrylo range designs are also available in 1mm.

ACRYLO PASTELS

CENTURY LAMINATES®



MATCHING REHAU EDGEBAND - 112344\*



MATCHING REHAU EDGEBAND - 112344\*

\*All REHAU Edgeband available in 3 finishes - Super High Gloss, High Gloss+ & Matte. Checkout Edgeband Index for more details.

NEW

ROSE PINK 152 UM



MATCHING REHAU EDGE BAND – 112345\*

NEW

ROSE PINK 152 LU



MATCHING REHAU EDGE BAND – 112345\*



NEW

FLINT 3246 UM



MATCHING REHAU EDGE BAND – 112346\*

NEW

FLINT 3246 LU



MATCHING REHAU EDGE BAND – 112346\*

NEW


ARCTIC BLUE 3245 LU



MATCHING REHAU EDGE BAND – 112340\*

NEW

ARCTIC BLUE 3245 UM



MATCHING REHAU EDGE BAND – 112340\*




MATCHING REHAU EDGE BAND - 112339\*




MATCHING REHAU EDGE BAND - 112339\*



MATCHING REHAU EDGE BAND - 112342\*



MATCHING REHAU EDGE BAND - 112342\*



MATCHING REHAU EDGE BAND - 112343\*




MATCHING REHAU EDGE BAND - 112343\*



NEW

GIZA TRIANGLE 4942 UM ○ ↑



MATCHING REHAU EDGE BAND – 112351\*

NEW

GIZA TRIANGLE 4942 LU ○ ↑



MATCHING REHAU EDGE BAND – 112351\*



↑ Vertical application only

\*All REHAU Edgeband available in 3 finishes - Super High Gloss, High Gloss+ & Matte. Checkout Edgeband Index for more details.



NEW

CAIRO TRIANGLE 4941 UM ○ ↑



MATCHING REHAU EDGE BAND – 112350\*

NEW CAIRO TRIANGLE 4941 LU ○ ↑



MATCHING REHAU EDGE BAND – 112350\*

NEW

LUXOR TRIANGLE 4943 LU ○ ↑



MATCHING REHAU EDGE BAND – 112352\*

↑ Vertical application only

\*All REHAU Edgeband available in 3 finishes - Super High Gloss, High Gloss+ & Matte. Checkout Edgeband Index for more details.

NEW

LUXOR TRIANGLE 4943 UM ○ ↑



MATCHING REHAU EDGE BAND – 112352\*

# LUCIDA










glam up your spaces!

Who could have thought our interiors can look like a stunner? With our range of glossiest **Lucida** Laminates, it is time to turn heads. Lucida Laminates require less maintenance and come with a mirror-like finish. Drape your furniture in Lucida to not only reflect your personality but also showcase your style. No wonder your guests will go gaga over it.

GLOSSIEST LAMINATES

LONGEST LASTING GLOSS



-  Scuff Resistance
-  Mar Resistance
-  Abrasion Resistance
-  Colour Fastness
-  Stain Resistance
-  Wide Range
-  Impact Resistance
-  Heat Resistance
-  Matching Edge Bands



# LUCIDA®

Are you looking for better functionality to complement the superior aesthetics of laminates for your home as well as the office? Lucida Premium Gloss laminates are tailor-made to suit your every need. With these decorative laminates, fashion out your kitchen wardrobes, table tops, and also have your walls and furniture look like wood, marble or stone.

Sturdy and stylish, the Lucida range brings a mirror-like shine to your space, lasts longer, and has many safety features such as being highly scuff and abrasion resistant, to name a few.




## LUCIDA ADVANTAGES



**GLOSSIEST LAMINATES**



**LONGEST LASTING GLOSS**



## LUCIDA APPLICATIONS

Lucida can be used in the Kitchen, Reception, Conference Room, Restaurant, Retail Showroom, Kid's Room, Dining Room, Living Room, Bar Counter, etc.

For every beautiful Lucida Laminate, there is a matching Edgeband available from REHAU & E3.

SUNRISE GLACIER 3922 LU ○ ↑



MATCHING REHAU EDGEBAND – 779P\*


NEW

SHELL GLACIER 4913 LU ○ ↑



MATCHING REHAU EDGEBAND – 1068P\*

SNOW GLACIER 3917 LU ○ ↑




MATCHING REHAU EDGEBAND – 784P\*



↑ Vertical application only

\*All REHAU Edgeband available in 3 finishes - Super High Gloss, High Gloss+ & Matte. Checkout Edgeband Index for more details.

SILVER GLACIER 3918 LU ○ ↑



MATCHING REHAU EDGEBAND – 080P\*



NEW

PEARL GLACIER 4911 LU ○ ↑



MATCHING REHAU EDGEBAND – 1069P\*



GOLDEN GLACIER 3919 LU ○ ↑



MATCHING REHAU EDGEBAND – 781P\*



NEW

SAND GLACIER 4912 LU ○ ↑



MATCHING REHAU EDGEBAND – 1070P\*



↑ Vertical application only

\*All REHAU Edgeband available in 3 finishes - Super High Gloss, High Gloss+ & Matte. Checkout Edgeband Index for more details.

COPPER EICHE 3965 LU ○ ↑



MATCHING REHAU EDGEBAND – 1054P\*



↑ Vertical application only

\*All REHAU Edgeband available in 3 finishes - Super High Gloss, High Gloss+ & Matte. Checkout Edgeband Index for more details.



NEW

CREAM EICHE 3964 LU ○ ↑



MATCHING REHAU EDGE BAND - 1055P\*

NEW

GREY EICHE 3966 LU ○ ↑



MATCHING REHAU EDGE BAND - 1056P\*

↑ Vertical application only

\*All REHAU Edgeband available in 3 finishes - Super High Gloss, High Gloss+ & Matte  
Checkout Edgeband Index for more details.

ESPERANTO 3921 LU ○ ↑



MATCHING REHAU EDGE BAND - 777P\*

LAPIS AZUL 3835 LU



MATCHING REHAU EDGE BAND - 549P\*



SHOREA MAHOGANY 3961 LU ○ ↑



MATCHING REHAU EDGE BAND - 780P\*

↑ Vertical application only

\*All REHAU Edgeband available in 3 finishes - Super High Gloss, High Gloss+ & Matte  
Checkout Edgeband Index for more details.

MAYAPIS MAHOGANY 3963 LU ○ ↑



MATCHING REHAU EDGE BAND - 778P\*

ALMON MAHOGANY 3962 LU ○ ↑



MATCHING REHAU EDGE BAND - 783P\*

PEACH PINK 151 LU



MATCHING REHAU EDGE BAND - 75623\*

HOT PINK 90155 LU




MATCHING REHAU EDGE BAND - 75600\*

DUSK PURPLE 159 LU




MATCHING REHAU EDGE BAND - 112035\*

SATIN BLUE 241 LU



MATCHING REHAU EDGE BAND - 110238\*

PASTEL BLUE 3244 LU



MATCHING REHAU EDGE BAND - 112073\*



DAWN BLUE 259 LU




MATCHING REHAU EDGE BAND - 112037\*

NAVY BLUE 249 LU



MATCHING REHAU EDGE BAND - 112040\*

BLOOD RED 194 LU



MATCHING REHAU EDGE BAND - 75717\*

VINTAGE BURGUNDY 181 LU



MATCHING REHAU EDGE BAND - 75619\*




OLIVE GREEN 3271 LU



MATCHING REHAU EDGE BAND - 110211\*




LIME GREEN 275 LU



MATCHING REHAU EDGE BAND - 110240\*




DREAM GREEN 288 LU



MATCHING REHAU EDGE BAND - 110241\*



LAVENDER 261 LU



MATCHING REHAU EDGE BAND - 112038\*



PURPLE 267 LU



MATCHING REHAU EDGE BAND - 110144\*



EQUINOX YELLOW 209 LU



MATCHING REHAU EDGE BAND - 110239\*



GLAZE YELLOW 208 LU



MATCHING REHAU EDGE BAND - 112034\*



SUN BLOOM 206 LU



MATCHING REHAU EDGE BAND - 75743\*




LIGHT ORANGE 212 LU



MATCHING REHAU EDGE BAND - 75608\*




ANTIQUE VIOLET 266 LU



MATCHING REHAU EDGE BAND - 110236\*



DARKISH PURPLE 265 LU



MATCHING REHAU EDGE BAND - 110235\*



LIGHT BROWN 171 LU



MATCHING REHAU EDGE BAND – 75635\*


CHOCOLATE 174 LU



MATCHING REHAU EDGE BAND – 75738\*



SNOW WHITE 107 LU



MATCHING REHAU EDGE BAND – 75637\*

DESIGNER WHITE 109 LU



MATCHING REHAU EDGE BAND – 110166\*

OFF WHITE 108 LU




MATCHING REHAU EDGE BAND – 110158\*

SILVER GREY 225 LU




MATCHING REHAU EDGE BAND – 75703\*

BEIGE 163 LU




MATCHING REHAU EDGE BAND – 75622\*

TAUPE 158 LU



MATCHING REHAU EDGE BAND – 110163\*

ALMOND IVORY 127 LU




MATCHING REHAU EDGE BAND – 75713\*

GRAPHITE GREY 238 LU



MATCHING REHAU EDGE BAND – 75745\*

BLACK 293 LU



MATCHING REHAU EDGE BAND – 75712\*



NATURAL OLIVE 788 LU



MATCHING REHAU EDGEBAND – 542P\*




ZEBRA WOOD 787 LU



MATCHING REHAU EDGEBAND – 226P\*



CHENE 704 LU



MATCHING REHAU EDGEBAND – 541P\*



RENOIR'S EBONY 3437 LU



MATCHING REHAU EDGEBAND – 538P\*



↑ Vertical application only

\*All REHAU Edgeband available in 3 finishes - Super High Gloss, High Gloss+ & Matte  
Checkout Edgeband Index for more details.

CRANVILLE ELM 3755 LU



MATCHING REHAU EDGEBAND – 537P\*



BERTIE ELM 3757 LU



MATCHING REHAU EDGEBAND – 543P\*



CORDIA ZERICOTE 689 LU



MATCHING REHAU EDGEBAND – 540P\*



↑ Vertical application only

\*All REHAU Edgeband available in 3 finishes - Super High Gloss, High Gloss+ & Matte  
Checkout Edgeband Index for more details.

NOCE ALTEA 3939 LU ○ ↑



MATCHING REHAU EDGE BAND - 545P\*

ISARD 647 LU




MATCHING REHAU EDGE BAND - 544P\*

SUKUPIRA PRADO 639 LU



MATCHING REHAU EDGE BAND - 142P\*

RECYCLED TEAK 462 LU



MATCHING REHAU EDGE BAND - 408P\*

WARHOL'S WILLOW 559 LU



MATCHING REHAU EDGE BAND - 331P\*

THAR DESERT 774 LU



MATCHING REHAU EDGE BAND - 405P\*



↑ Vertical application only

\*All REHAU Edgeband available in 3 finishes - Super High Gloss, High Gloss+ & Matte. Check out Edgeband Index for more details.




CEZAMME'S OAK 4389 LU



MATCHING REHAU EDGE BAND - 337P\*

NYANA TEAK 464 LU



MATCHING REHAU EDGE BAND - 003P\*

SAPELI 541 LU



MATCHING REHAU EDGE BAND - 178P\*

\*All REHAU Edgeband available in 3 finishes - Super High Gloss, High Gloss+ & Matte. Check out Edgeband Index for more details.



veneer  
 collection

touch.  
feel.  
experience.

**RICH AND  
EARTHY LOOK**

**veneER-LIKE  
FINISH**



**BOLIVIAN WALNUT** 4519 KM, **INDIANA HICKORY** 4517 KM

Give a natural, sensuous look to the spaces where you like to chill out. Our **Veneer Collection** offers earthy textures that you'll love to touch and feel its natural design. About time you brought in the great outdoors, by making your interiors warm and inviting.



Colour Fastness



Natural Feel



Bark of a Tree Look



Easy to Clean



ISEDA ASH 2592 NP ▲



NARAVA ASH 2594 NP ▲



PIRODA ASH 2595 NP ▲



NATURE ASH 2593 NP ▲



CHIKHALI ASH 2591 NP ▲





CHIKHALI WALNUT 2416 NP ▲

NATURE WALNUT 2417 NP ▲



ISEDA OAK 2388 NP ▲

CHIKHALI OAK 2386 NP ▲



NEW

BOLIVIAN WALNUT 4519 KM ▲



INDIANA HICKORY 4517 KM ▲

JACKSON HICKORY 4516 KM ▲



VAN NEFIS WALNUT 4506 KM ▲



PIDE NEFIS WALNUT 4505 KM ▲



CLASSIC WALNUT 421 KM ▲



TYROL PINE 3531 KM ▲



SIAM TEAK 444 KM ▲



BLACK MARBLE 3895 SI

# SILK TUFF



FEATHER TOUCH

SILKY MATTE

feel the silk



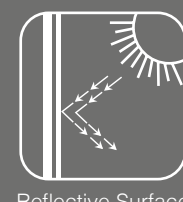
Feather Touch



Easy to Clean



Matching Edge Bands



Reflective Surface




Nano Technology Hygienic-Silver

Add a timeless elegance to your interiors. Bask in the European aura of our **Silk Tuff** range. Available in silky matte finish, it looks solid and offers an impeccable finish. It is the perfect match of beauty and durability.


NEW

OLIVE GREEN 3271 SI ▲



MATCHING REHAU EDGE BAND – 110211\*

SNOW WHITE 107 SI ▲



MATCHING REHAU EDGE BAND – 75637\*



BLACK 293 SI ▲



MATCHING REHAU EDGE BAND – 75712\*

NEW


PASTEL BLUE 3244 SI ▲



MATCHING REHAU EDGE BAND – 112073\*




OFF WHITE 108 SI ▲




MATCHING REHAU EDGE BAND – 112031\*

SILVER GREY 225 SI ▲




MATCHING REHAU EDGE BAND – 75703\*

ALMOND IVORY 127 SI ▲




MATCHING REHAU EDGE BAND – 112032\*

DESIGNER WHITE 109 SI ▲



MATCHING REHAU EDGE BAND – 110166\*

GRAPHITE GREY 238 SI ▲



MATCHING REHAU EDGE BAND – 75745\*



SAGRADA MARBLE 3852 SI ▲



MATCHING REHAU EDGEBAND - 782P\*



GOthic MARBLE 3853 SI ▲



MATCHING REHAU EDGEBAND - 526P\*



SIERRA MARBLE 3854 SI ▲



MATCHING REHAU EDGEBAND - 776P\*



WHITE MARBLE 3846 SI ▲



MATCHING REHAU EDGEBAND - 600P\*



BLACK MARBLE 3895 SI ▲



MATCHING REHAU EDGEBAND - 753P\*



HARLEY REYRA 94846 SI ▲ ○



MATCHING REHAU EDGEBAND - 816P\*



NEW

SERRA STONE 4829 SI ▲




MATCHING REHAU EDGEBAND - 1057P\*





NEW GREY EICHE 3966 SI ▲ ○ ↑



MATCHING REHAU EDGE BAND - 1056P\*

NEW CREAM EICHE 3964 SI ▲ ○ ↑



MATCHING REHAU EDGE BAND - 1055P\*

NEW BERGER WALNUT 93415 SI ○ ▲



MATCHING REHAU EDGE BAND - 893P\*

NEW GAUGUIN WALNUT 4501 SI ▲



MATCHING REHAU EDGE BAND - 139P\*

NEW COPPER EICHE 3965 SI ▲ ○ ↑



MATCHING REHAU EDGE BAND - 1054P\*



BRIO ZERICOTE 3688 SI ▲



MATCHING REHAU EDGE BAND - 540P\*

NEW CORDIA ZERICOTE 689 SI ▲



MATCHING REHAU EDGE BAND - 540P\*

NEW GRANADA OLIVE 4789 SI ▲



MATCHING REHAU EDGE BAND - 256P\*

NEW TYROL PINE 3531 SI ▲



MATCHING REHAU EDGE BAND - 903P\*

↑ Vertical application only

\*All REHAU Edgeband available in 3 finishes - Super High Gloss, High Gloss+ & Matte. Checkout Edgeband Index for more details.

\*All REHAU Edgeband available in 3 finishes - Super High Gloss, High Gloss+ & Matte. Checkout Edgeband Index for more details.

tease the eyes,  
with textures.

Flaunt a style that's more than what meets the eyes. With our **Texture** laminates, give your interiors a three-dimensional feel. Be it fresh louvers, soft leather, stone finish or natural wooden depth – they make your spaces stand out.

BLACK 293 LV, BRAZILIAN SAND 168 LV

# TEXTURE

THREE-  
DIMENSIONAL  
FEEL

PREMIUM  
TEXTURES



NEW

FLINT 3246 LV ▲



NEW

ARCTIC BLUE 3245 LV ▲



NEW

ROSE PINK 152 LV ▲



NEW

FROSTY WHITE 111 LV ▲



NEW

BLACK 293 LV ▲



NEW

BRAZILIAN SAND 168 LV ▲





NEW SAGRADA MARBLE 3852 LV ▲



NEW HARLEY REYRA 94846 LV ▲ ○



NEW INDIANA HICKORY 4517 LV ▲



NEW JACKSON HICKORY 4516 LV ▲





**NEW** WHITE MARBLE 3846 HG



MATCHING REHAU EDGE BAND - 600P\*



**NEW** BLACK MARBLE 3895 HG



MATCHING REHAU EDGE BAND - 753P\*



GREY CASPIO 3925 HG ○ ↑



MATCHING REHAU EDGE BAND - 1058P\*



SILVER CASPIO 3926 HG ○ ↑



MATCHING REHAU EDGE BAND - 1059P\*



SAGRADA MARBLE 3852 HG



MATCHING REHAU EDGE BAND - 782P\*



GOTHIC MARBLE 3853 HG



MATCHING REHAU EDGE BAND - 526P\*



SIERRA MARBLE 3854 HG



MATCHING REHAU EDGE BAND - 776P\*



↑ Vertical application only

\*All REHAU Edgeband available in 3 finishes - Super High Gloss, High Gloss+ & Matte. Checkout Edgeband Index for more details.


TULA BRASS 4869 HG



MATCHING REHAU EDGE BAND - 1060P\*



TULA GOLD 4868 HG



MATCHING REHAU EDGE BAND - 1061P\*

TULA SILVER 4867 HG



MATCHING REHAU EDGE BAND - 1062P\*



CANYAN APPLE 745 HG



MATCHING REHAU EDGE BAND - 1063P\*

SAMOA TEAK 456 HG




MATCHING REHAU EDGE BAND - 840P\*

KERNEL WALNUT 4526 HG



MATCHING REHAU EDGE BAND - 351P\*

DIAMANA OAK 4659 HG



MATCHING REHAU EDGE BAND - 1064P\*



DECO WALNUT DARK BROWN 3418 HG



MATCHING REHAU EDGE BAND - 920P\*

URBAN TEAK 449 HG



MATCHING REHAU EDGE BAND - 058P\*

ERMANNO WALNUT 424 HG



MATCHING REHAU EDGE BAND - 397P\*

PYRUS OSCURO 3408 HG



MATCHING REHAU EDGE BAND - 1065P\*




BLUISH GREY 234 HG



MATCHING REHAU EDGE BAND - 333698-008\*

BRUSH METAL 904 HG ↑



MATCHING REHAU EDGE BAND - 333698-05\*




NEW CAMEL 178 HG



MATCHING REHAU EDGE BAND - 112348\*

CERAMIC 157 HG



MATCHING REHAU EDGE BAND - 112042\*

MADDY MUSHROOM 172 HG



MATCHING REHAU EDGE BAND - 112270\*

↑ Vertical application only

\*All REHAU Edgeband available in 3 finishes - Super High Gloss, High Gloss+ & Matte. Checkout Edgeband Index for more details.

**NEW** CONCRETE GREY 3233 HG



MATCHING REHAU EDGE BAND - 112341\*

**NEW** CLASSIC ORANGE 217 HG




MATCHING REHAU EDGE BAND - 75517\*

**NEW** SERRA STONE 4829 HG



MATCHING REHAU EDGE BAND - 1057P\*




DECO WALNUT LIGHT BROWN 3419 V0 ▲



**NEW** ANDEAN WALNUT 4405 V0 ▲




FROSTY WHITE 111 HG



MATCHING REHAU EDGE BAND - 114000\*

BLUE BLUSH 3241 HG




MATCHING REHAU EDGE BAND - 112349\*

DECO WALNUT DARK BROWN 3418 V0 ▲



FROSTY WHITE 111 V0 ▲





NEW MARINE WALNUT 657 V0 ▲



NEW SOFIA OAK 4935 V0 ▲ ○ ↑



APPLEWOOD LIGHT 3741 V0 ▲



APPLEWOOD DARK 3742 V0 ▲



NEW PERSIAN WALNUT 4518 E0 ▲



RECLAIMED WALNUT 419 E0 ▲



BRIO ZERICOTE 3688 E0 ▲



↑ Vertical application only


NEW TYROL PINE 3531 E0 ▲




NEW NATURAL OAK 3397 E0 ▲



NEW DAKOTA CODOAK 4396 E0 ▲



NEW BORAS ASH 609 E0 ▲



SHIMO ASH 4594 AT ▲



ARIZONA OAK 4648 AT ▲





MAGIC BEANS 859 CR ▲




CLARO MAPLE 3342 CR ▲




NEW BOLIVIAN WALNUT 4519 CR ▲



NEW SOFIA OAK 4935 MO ▲ ○ ↑




NEW SAVA OAK 4936 MO ▲ ○ ↑



URBAN TEAK 449 MO ▲



NEW NYANA TEAK 464 MO ▲



PYRUS OSCURO 3408 CR ▲



NEW URBAN TEAK 449 CR ▲



SAMOA TEAK 456 CR ▲



↑ Vertical application only



NEW BEIGE 163 UL ▲

NEW LIGHT BROWN 171 UL ▲



NEW IVORY 121 UL ▲

NEW CHOCOLATE 174 UL ▲




NEW FROSTY WHITE 111 UL ▲

NEW BLACK 293 UL ▲




AUTUMN GRADIENT 3806 AL ▲




SUMMER GRADIENT 3808 AL ▲



SPRING GRADIENT 3805 AL ▲



WINTER GRADIENT 3807 AL ▲



STOMY GLACIER 913 AL ▲ ○ ↑



NEW

SERRA STONE 4829 AL ▲





SUNRISE GLACIER 3922 AL ▲ ○ ↑



FROSTY WHITE 111 AL ▲




LUMLERE GLACIER 912 AL ▲ ○ ↑




ERMANNO WALNUT 424 PK ▲



FROSTY WHITE 111 PK ▲



FROSTY WHITE 111 L0 ▲




BLACK 293 L0 ▲




CORAL 90196 L0 ▲ ○



CREAM SHIMMER 961 L0 ▲ ○ ↑




COPPER SHIMMER 963 L0 ▲ ○ ↑



↑ Vertical application only

BLACK 293 PS ▲




FROSTY WHITE 111 PS ▲



AFRICAN OAK NOIR 3743 PS ▲



WHITE BIRCH 3512 PS ▲



GAUGUIN WALNUT 4501 LH ▲




EUGELE WALNUT 4502 LH ▲





CREAM SHIMMER 961 IP ▲ ○ ↑



COPPER SHIMMER 963 IP ▲ ○ ↑



SNOW HAKONE 3913 IP ▲ ○ ↑



TWILIGHT HAKONE 3914 IP ▲ ○ ↑



SKY HAKONE 3916 IP ▲ ○ ↑



NEW GAUGUIN WALNUT 4501 NH ▲



NEW EUGELE WALNUT 4502 NH ▲



AMERIS OAK 94671 NH ▲○




SADDLE OAK 94672 NH ▲○



BERGER WALNUT 93415 NH ▲○



CORDIA ZERICOTE 689 NH ▲



ERMANNOWALNUT 424 N ▲



FROSTY WHITE 111 N ▲



SAPELI 541 N ▲




NICEWOOD 712 N ▲



QUITE WOOD 686 N ▲



LEPING WALNUT 4527 N ▲



NEW

DECO WALNUT DARK BROWN 3418 WK ▲



SAMOA TEAK 456 WK ▲



SAPELI 541 WK ▲




FROSTY WHITE 111 WK ▲



SAGRADA MARBLE 3852 SL ▲



GOTHIC MARBLE 3853 SL ▲



BARK STONE 3836 SL ▲






TWIST WEAVE 4858 TS ▲




ELITE WEAVE 4856 TS ▲



ANCIENT WEAVE 4857 TS ▲



NEO TEXTILE 973 TS ▲ ○ ↑



FROSTY WHITE 111 TS ▲



MAGIC BEANS 859 TS ▲



↑ Vertical application only



COPPER SHIMMER 963 TS ▲ ○ ↑



GOLDEN SHIMMER 962 TS ▲ ○ ↑



CREAM SHIMMER 961 TS ▲ ○ ↑



GREY SHIMMER 964 TS ▲ ○ ↑



RAW SILK CRÈME 987 LN ▲ ○ ↑



ELITE WEAVE 4856 LN ▲



TWIST WEAVE 4858 LN ▲



RAW SILK COPPER 988 LN ▲ ○ ↑



SILVER BRUSH 1001 BR ▲ ↑



## COMBINATIONS

READYMADE  
COMBOS

PERFECTLY  
CO-ORDINATED



PIDE NEFIS WALNUT 4505 , VAN NEFIS WALNUT 4506

pair without a care, stand out in style.

Make a statement with laminates that make a difference when they come together. Our **Combinations** range perfectly matches colours and designs. Available off-the-shelf, you can never go wrong with these timeless classics.



NEW PERSIAN WALNUT 4518



NEW ANDEAN WALNUT 4405



NEW ARIZONA WALNUT 4406




NEW SOFIA OAK 4935 ↑




NEW SAVA OAK 4936 ↑



NEW GOLDEN BEST SELLER NATURAL OAK 4682



NEW BUNRATTY OAK 4683



↑ Vertical application only



INDIANA HICKORY 4517



JACKSON HICKORY 4516




ISTANBUL WALNUT 4513



OTTOMAN WALNUT 4515



HECTOR BUBINGA 703




VECTOR BUBINGA 702



PETALWOOD BOOKMATCH 498



ROSEWOOD BOOKMATCH 497



NEW SLICE OAK 3678



NEW FLOCON OAK 3677



NEW FLAKE OAK 3676



OAKWOOD CREAM 3394



OAKWOOD GREY 3393



AMERIS OAK 94671 ○



SADDLE OAK 94672 ○





CORDIA ZERICOTE 689



STRAUSS WALNUT 93414



BERGER WALNUT 93415



EUGELE WALNUT 4502



GAUGUIN WALNUT 4501



DEGAS WALNUT 4503





CRANVILLE ELM 3755



BERTIE ELM 3757



MALAGA OLIVE 3789

SEVILLA OLIVE 3788



ENCANTO BROWNISH OAK 4392

ENCANTO CREAMISH OAK 4393



GRANADA OLIVE 4789



# COMBINATIONS

EASTEM OAK 3663




CHESTNUT OAK 3665



MASSONS PINE 4537



HORSETAIL PINE 4538



# COMBINATIONS

NAMBIA OAK 4664



SILVER WENGE 4952 ↑



TOKYO WENGE 4953 ↑



↑ Vertical application only




BALTIC ASH 608



NEXO ASH 606



BORNHOLM ASH 607



BETULA WOOD 729



OSTRYA WOOD 727



NAGEIA WOOD 728



# COMBINATIONS



① KERNEL WALNUT 4526



DOVER WALNUT 4525



① DERBY WALNUT 4524



# COMBINATIONS


① QUITE WOOD 686



FAIRY WOOD 687



PRETTY WOOD 688



# COMBINATIONS

MARINA OAK 4657



BAHIA OAK 4658



# COMBINATIONS


VICTOR WALNUT 4521



PEMENANG WALNUT 4523



SILVER MAHOGANY 966 ○ ↑



GREY MAHOGANY 967 ○ ↑



WHITE BIRCH 3512



SEA BIRCH 3513





NEW

HERRING 4877



NEW

CHEVRON 4876



NEW

TWILL 4878



WALNUT PLANK 4512

ALMOND PLANK 4511



GRAFFITI 4821



# COMBINATIONS

NEW

SWISS CEDAR 554



NEW

BELGIAN CEDAR 555



# COMBINATIONS



PATINA SABI 4827



WABI SABI 4826




SATORI SABI 4828





# COMBINATIONS

PUNTO MIRO 3871



TOHU MIRO 3872



BRINK OAK 4395



VERGE OAK 4394



# COMBINATIONS

MONTANA BLOCKWOOD 3672



HELENA BLOCKWOOD 3673




# COMBINATIONS



GOLDEN BUTTE 927 ○ ↑



SILVER BUTTE 926 ○ ↑



BRONZE BUTTE 928 ○ ↑



GRAVA MARS 922 ○ ↑



# COMBINATIONS

GOLDEN SHIMMER 962 ○ ↑




GREY SHIMMER 964 ○ ↑



CREAM SHIMMER 961 ○ ↑



COPPER SHIMMER 963 ○ ↑



# COMBINATIONS



JARDIN PINE 3484




BARBEGAL PINE 3486



CARMARGUE PINE 3485



DIAMANA OAK 4659



# COMBINATIONS

AHIGAL WALNUT 3958 ↑



CORIA WALNUT 3957 ↑



ALOVEN PINE 4531



GRIEG PINE 4532



↑ Vertical application only

# COMBINATIONS

WALNUT WIGGY 4426



ARTISAN OAK 4398



AFRICAN OAK NOIR 3743



AFRICAN OAK CLAIR 3744



# COMBINATIONS

DAKOTA CODOAK 4396



DAKOTA HAMOAK 4397



# COMBINATIONS

① PIDE NEFIS WALNUT 4505



① VAN NEFIS WALNUT 4506



① TAN NEFIS WALNUT 4507



# COMBINATIONS

KOTOGEM SILVER 3955 ○ ↑



① KOTOGEM GREY 3953 ○ ↑



# COMBINATIONS



D VERMONT MAPLE 3341



D CLARO MAPLE 3342



D TRIESTE MAPLE 3343




# COMBINATIONS


D SHIMO ASH 4594



NATURAL OAK 3397



GABON WENGE 3795





# COMBINATIONS



BAVARIAN ASH BEIGE 3592

BAVARIAN ASH NEUTRAL 3591



BAVARIAN ASH GREY 3594



# COMBINATIONS



MALMO WALNUT CREAM 3416



LINFA ASH 4599



MALMO WALNUT BROWN 3417



# COMBINATIONS



D DECO WALNUT DARK BROWN 3418

D DECO WALNUT LIGHT BROWN 3419



# COMBINATIONS

NEW BOLIVIAN WALNUT 4519

D SAPWOOD WALNUT DARK BROWN 3425



touchwood, it'll look good!

A look as rich as wood. A style as beautiful as nature. Our **Woodgrains** collection turns every corner of your home into a gorgeous piece of art.

Go ahead. Get the richness of woodgrains without the hassle of polishing. And, style your home in a royal way.



WOODGRAINS

NATURAL  
BEAUTY

EASY TO  
MAINTAIN

BEST SELLER

TYROL PINE 3531



BEST SELLER

HILAND PINE 531



BEST SELLER

BALTIC PINE 529



ARABIAN RECON PINE 90695



BEST SELLER

COLORADO PINE 489



BEST SELLER

WILMINGTON OAK 93669



BEST SELLER


BEDFORD OAK 93668



BURLINGTON OAK 94668



GREY OAK 94669



GLOBAL BEST SELLER

PARIA OAK 3674



OAK NOMADA 3639



WHITE OAK 394



OAK VALLEY ROUGE 3649



DEGAS'S OAK 4643



GLOBAL BEST SELLER

FUSION MAPLE 525



GLOBAL BEST SELLER

THANSUE MAPLE 357



GLOBAL BEST SELLER

WENGE 791



WHITE WENGE 4791





MAHOGANY 468



SAPELI 541



BODENSEE BEECH 303



CHERRY BEECH 321




BAVARIAN BEECH 311



NICEWOOD 712





NYANA ROSE 494



ZEBRA WOOD 787







ERMANNOWALNUT 424




FIGURED WALNUT 951 ↑



CLASSIC WALNUT 421



CAIRO WALNUT 4427



HERITAGE WALNUT 429




RECLAIMED WALNUT 419





PURE ACACIA 708



SMOKE ACACIA 709



GLOBAL BEST SELLER ACACIA 706



GLOBAL BEST SELLER MOLDAU ACACIA 3707



GLOBAL BEST SELLER OXFORD CHERRY 3376



CHERRY 3375



BRONCANTO CHERRY 3968 ○ ↑



AMBER CHERRY 466



SWISS ELM 94747 ○



GLOBAL BEST SELLER BERN ELM 3752



APPLEWOOD LIGHT 3741



APPLEWOOD DARK 3742



ANEGRE 3362




PYRUS OSCURO 3408



NEW

BORAS ASH 609



CHENE 704



OAK CHENE 3947 



RUBBER WOOD 714



BLOCK BEST SELLER

HASTINGS SANDALWOOD 738



BLOCK BEST SELLER

WILD PEAR 403



# FABRICS

UNIQUE  
DESIGNS

TRENDSETTERS


spice up your spaces  
with fabrics.

## FABRICS

TWIST WEAVE 4858



ELITE WEAVE 4856



ANCIENT WEAVE 4857



GLOBAL BEST SELLER GENIAL WEAVE 4855



GLOBAL BEST SELLER BRILLIANT WEAVE 4854




GLOBAL BEST SELLER BRILA WEAVE 4861




NEW GLOBAL BEST SELLER LIGHT WEAVE 3897



NEO TEXTILES 973 ↑



MAGIC BEANS 859




NEW GLOBAL BEST SELLER TAN WEAVE 3898



NEW BEIGE WEAVE 3899



PARIS LIDO 93876 ○



JARDIN LIDO 93875 ○



SPECIALITY  
LAMINATES

MONOCORE  
DESIGNS

SEAMLESS  
LOOK



WHITE MARKER BOARD 101, STEEL GREEN CHALK BOARD 281

turn heads.  
with a special look.

Fashion meets convenience. Fab-factor meets everyday usage. Our **Speciality Laminates**. An excellent choice for working spaces. Easy to maintain, this collection inspires you to explore new ways to beautify your professional world.



Easy to Clean



**CenturyLaminates brings to you MonoCore**

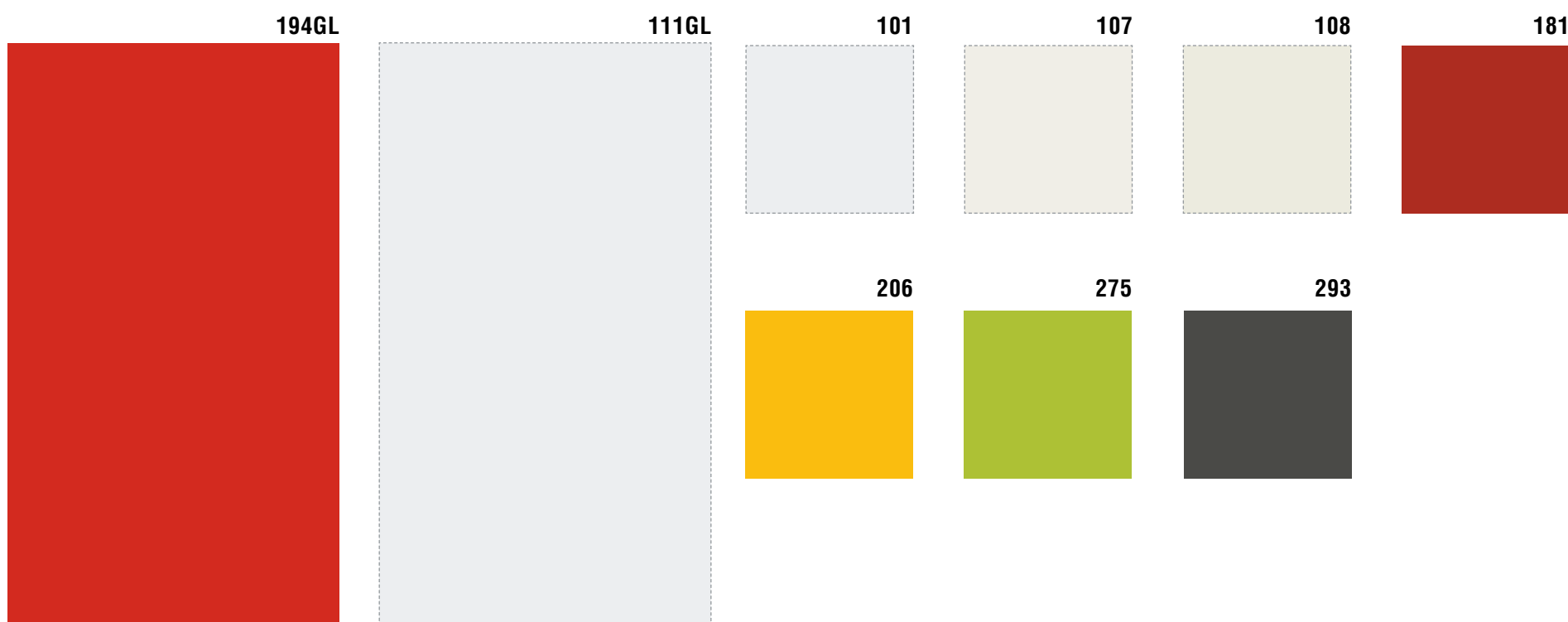
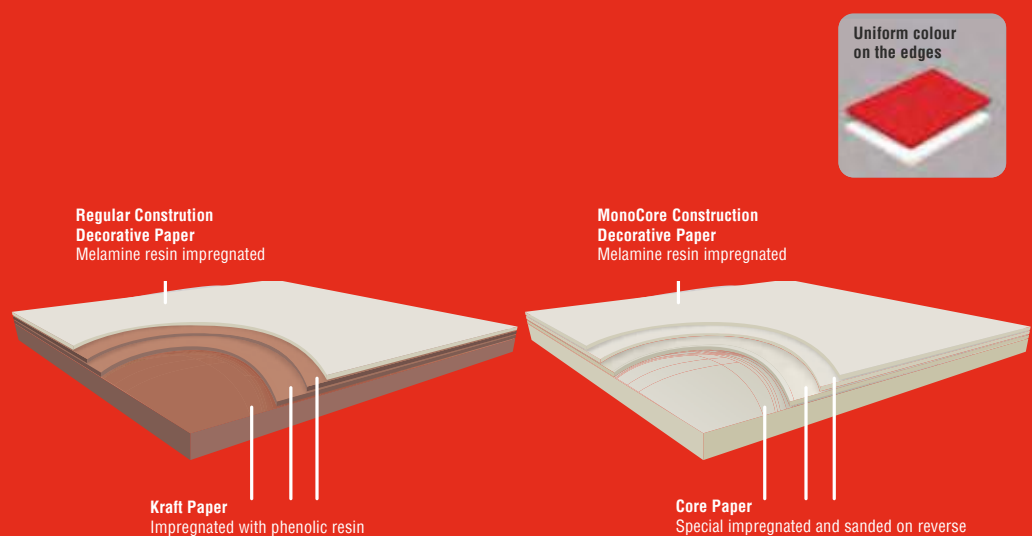
Ideal for your retail and commercial spaces, they ensure that while your interiors look sharp, the edges between two laminates are smooth.

One of the few limitations of high pressure laminates is a joint. MonoCore eliminates this concern with a range of solid colour designs which infuse the material throughout its entire thickness, removing the shadow line effect. MonoCore comes in 9 contemporary solid shades and are available in two finishes; Gloss and Suede.


**CENTURYLAMINATES**  
**MONO CORE**

**Product Composition**

These high quality laminates have the same colour decorative surface as the core layer, giving them a uniform look. CenturyLaminates' MonoCore is produced using a unique technology. These laminates are made of a single design paper, the reverse of which is sanded. The decorative side is treated using melamine resins, while the core paper layer is impregnated with special resin to maintain uniform colour on the edges.



All colours are available in Suede (SF) and Gloss (GL) finish. These swatches are just for colour reference. For actual colours (except 194GL and 111GL as shown here) please refer to our Solid section page.



MAGNETIC MAGMA



CHALK BOARD



STEEL GREEN CHALK BOARD 281 O



MARKER BOARD



go bold with solids.

While looking for a makeover, choose something that breathes life into your interiors with mind-blowing colours. Presenting our **Solids collection**.






An ode to pure beauty, the Solids laminates are all about spectacular homes.

# SOLIDS

NATURE  
INSPIRED  
PASTELS

WIDEST  
RANGE





**SOLIDS** BRIGHT & BOLD



|                             |                    |                      |                    |                  |                    |
|-----------------------------|--------------------|----------------------|--------------------|------------------|--------------------|
| <b>PINKS &amp; REDS</b>     | PEACH PINK 151     | CORAL 90196 ○        | HOT PINK 90155 ○   | DUSK PURPLE 159  | BLOOD RED 194      |
|                             | RADIANT RED 191    | VINTAGE BURGUNDY 181 |                    |                  |                    |
| <b>SOFT VIOLETS</b>         | LAVENDER 261       | PURPLE 267           | DARKISH PURPLE 265 |                  |                    |
|                             | EQUINOX YELLOW 209 | SUN BLOOM 206        | GLAZE YELLOW 208   | LIGHT ORANGE 212 | CLASSIC ORANGE 217 |
| <b>YELLOW &amp; ORANGES</b> |                    |                      |                    |                  |                    |
|                             |                    |                      |                    |                  |                    |
| <b>COOL BLUES</b>           | SKY BLUE 243       | SATIN BLUE 241       | BLUE BLUSH 3241    | THISTLE BLUE 254 | PASTEL BLUE 3244   |
|                             | DAWN BLUE 259      | BLUE 245             | SWISS BLUE 257     | ROYAL BLUE 247   | NAVY BLUE 249      |
| <b>FIELD GREENS</b>         | DESERT GREEN 274   | LIME GREEN 275       | HAWAIIAN GREEN 287 | NEW TEAL 3272    | TRAFFIC GREEN 3281 |
|                             | OLIVE GREEN 3271   | STEEL GREEN 281      |                    |                  |                    |

**SOLIDS** NEUTRALS



|                    |                                 |                                     |  |                                  |                                     |
|--------------------|---------------------------------|-------------------------------------|--|----------------------------------|-------------------------------------|
| <b>HASH BROWNS</b> | BEIGE 163                       | TWILIGHT BEIGE 164                  | CAMEL 178                              | LIGHT BROWN 171                  | MADDY MUSHROOM 172                  |
|                    | CHOCOLATE 174                   | DEEP BRONZE 177                     |  |                                  |                                     |
| <b>AIRY WHITES</b> | GLOBAL BEST SELLER WHITE 101    | SNOW WHITE 107                      | DESIGNER WHITE 109                     | GLOBAL BEST SELLER OFF WHITE 108 | GLOBAL BEST SELLER FROSTY WHITE 111 |
|                    | MYSORE IVORY 125                | GLOBAL BEST SELLER IVORY 121        | ALMOND IVORY 127                       | CERAMIC 157                      | TAUPE 158                           |
| <b>SMOKY GREYS</b> | ALLU GREY 228                   | GLOBAL BEST SELLER LIGHT GREY 221   | MOON GREY 227                          | SILVER GREY 225                  | GREY 231                            |
|                    | WARM GREY 226                   | BLUISH GREY 234                     | GLOBAL BEST SELLER GRAPHITE GREY 238   | SLATE GREY 236                   | CONCRETE GREY 3233                  |
| <b>MATTE RANGE</b> | GLOBAL BEST SELLER BLACK 293    |                                     |  |                                  |                                     |
|                    | GLOBAL BEST SELLER WHITE 101 MT | GLOBAL BEST SELLER OFF WHITE 108 MT | GLOBAL BEST SELLER FROSTY WHITE 111 MT |                                  |                                     |



## Here are a few simple daily procedures that will go a long way in helping you keep our laminates looking good, for years

Your decision to purchase our laminates, we assure you, will bring you years of quality performance. Their looking-after is as simple as a quick wipe with a damp cloth or sponge, though a regular wipe with a soft, dry cloth will at least ensure dust does not settle. CenturyLaminates resist muddy fingerprints, coffee spills and so much more, but if inadvertently, there are any

such unforeseen occurrences, you should know what is best suited, for the situation. Please read and follow the simple care and maintenance procedures as below, to keep our laminates looking good, for years. If you have any other specific queries, please feel free to write to us.

### A look at how you can look after our Laminates



Do not place frying pans or dishes directly from the oven or cook-top on the Laminate surface. Protect the surface from heat generating appliances.



Do not use knives, keys or other sharp objects directly on the decorative surface. A chopping board or counter saver is recommended.



To clean the surface, use a damp cloth or sponge and a mild soap or detergent.




Difficult stains such as coffee or tea can be removed using a mild household cleaner or detergent and a soft-bristled brush, repeat if necessary.



Acidic or abrasive cleaners can damage Laminate surfaces; please do not use them.



Toilet cleaners contain harsh chemicals that can cause permanent damage. If spills occur, please wipe immediately, wash the surface with soapy water and rinse several times



If a stain persists, use a paste of baking soda and water and apply with a soft-bristled brush. Light scrubbing with about 10 to 20 strokes should remove most stains. Although baking soda is a low abrasive, excessive scrubbing or exerting too much force could damage the decorative surface.



Steel wool and other abrasive pads can damage CenturyLaminates. Do not use them for cleaning and do not place steel wool pads on your counter-tops as the metal can rust and leave stains.



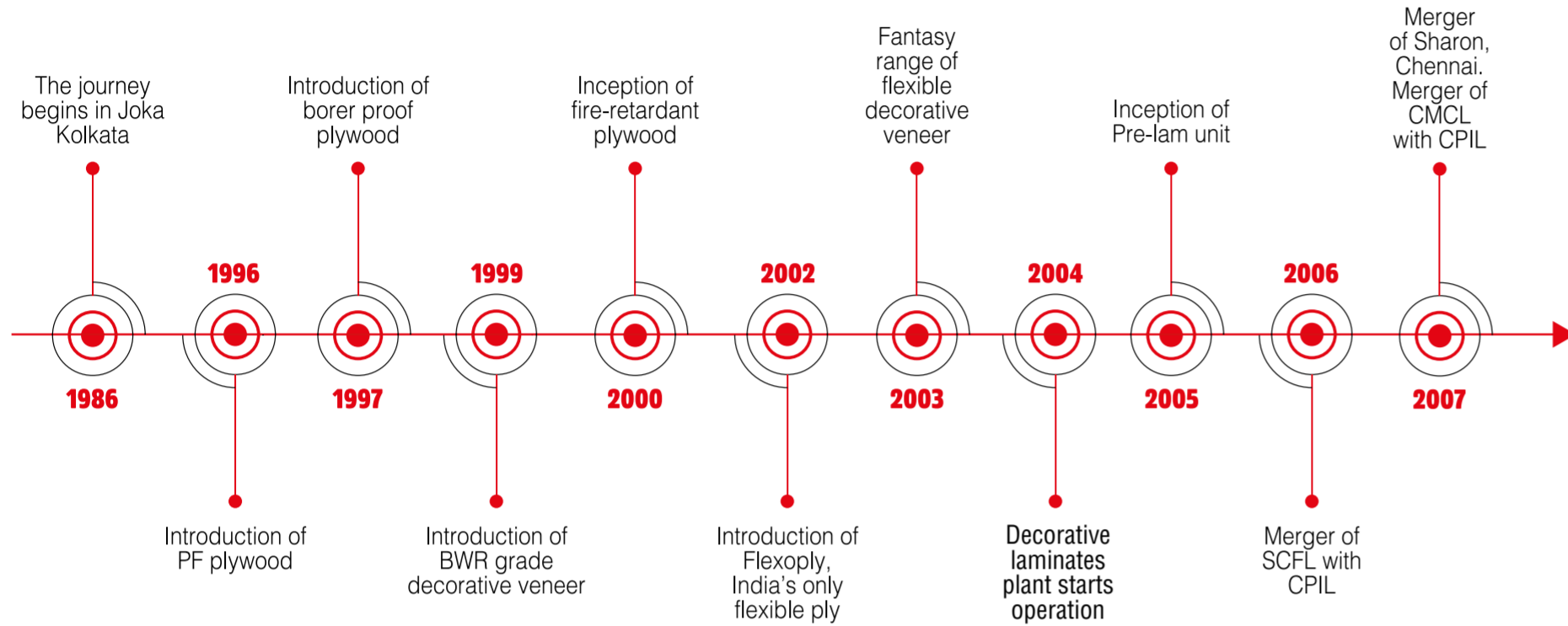
Hair, textile and food dyes can cause permanent stains. If any dye should happen to inadvertently spill, please wipe it immediately with a dish-washing detergent or an all-purpose cleaner.

# INDEX BOOKLET

# THE STORY SO FAR

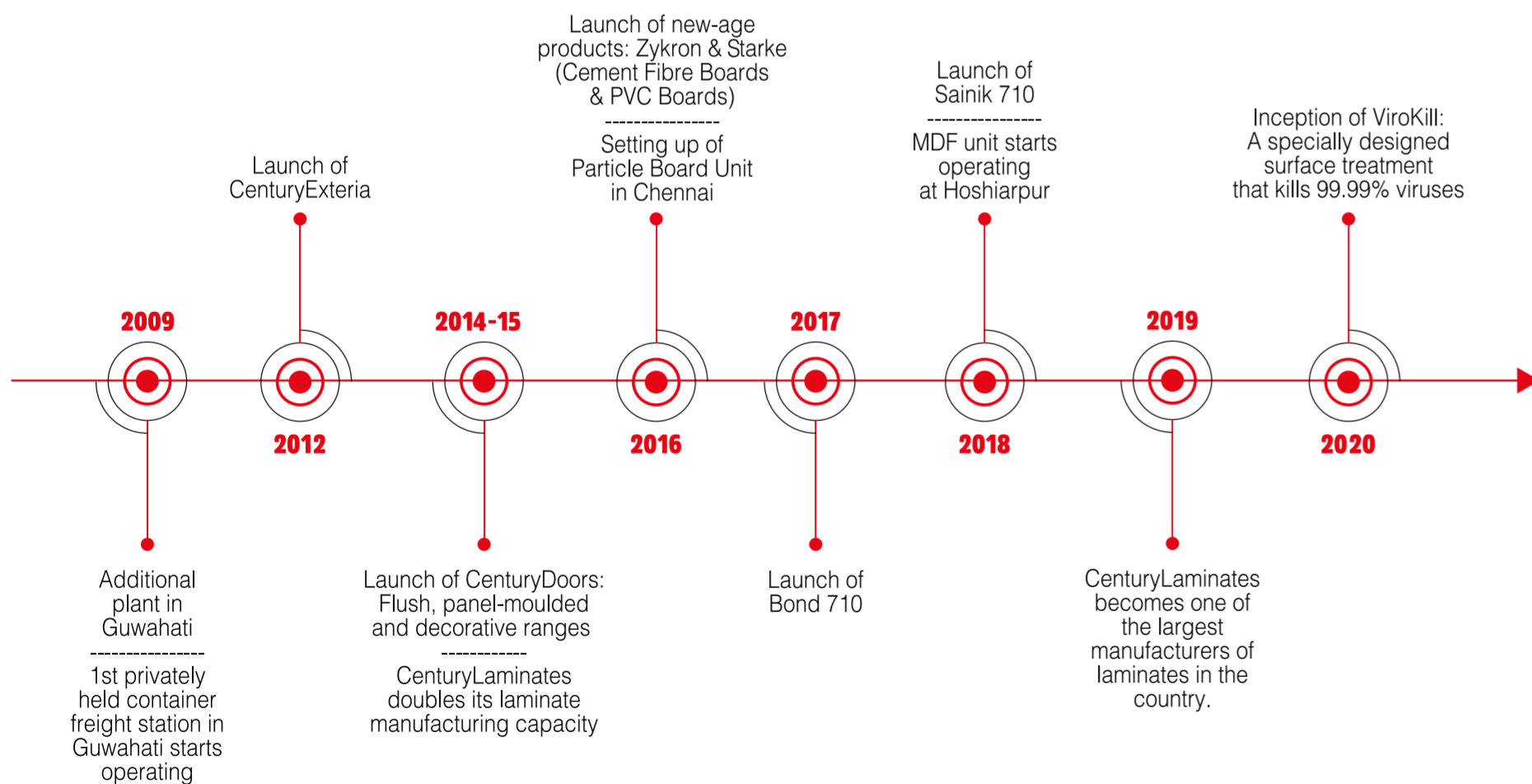


# CERTIFICATIONS



**10 YEARS' WARRANTY**  
against any manufacturing defect\*

### OUR STEPS TOWARDS A GREENER FUTURE



**VIROKILL**  
Kills 99.99% Viruses



Focus on the quality and innovative customer centric products solution have helped the company go from strength to strength all along its journey.

\*Standard terms & conditions applicable.

# DESIGN INDEX



| Design Code | Design Name      | New | ↑ | ○ | # | ● | ✓ | Page No. |
|-------------|------------------|-----|---|---|---|---|---|----------|
| 101         | WHITE            |     |   |   |   |   | ✓ | 182      |
| 107         | SNOW WHITE       |     |   |   |   |   | ✓ | 182      |
| 108         | OFF WHITE        |     |   |   |   |   | ✓ | 182      |
| 109         | DESIGNER WHITE   |     |   |   |   |   | ✓ | 182      |
| 111         | FROSTY WHITE     |     |   |   | # | ● |   | 182      |
| 121         | IVORY            |     |   |   | # | ● | ✓ | 182      |
| 125         | MYSORE IVORY     |     |   |   |   |   | ✓ | 182      |
| 127         | ALMOND IVORY     |     |   |   |   |   | ✓ | 182      |
| 146         | ALMOND PINK      |     |   |   |   |   |   | 179      |
| 151         | PEACH PINK       |     |   |   |   |   |   | 181      |
| 152         | ROSE PINK        | NEW |   |   |   |   |   | 179      |
| 153         | PUNCH            | NEW |   |   |   |   |   | 179      |
| 157         | CERAMIC          |     |   |   |   |   |   | 182      |
| 158         | TAUPE            |     |   |   |   |   | ✓ | 182      |
| 159         | DUSK PURPLE      |     |   |   |   |   |   | 181      |
| 161         | LIGHT BEIGE      |     |   |   |   |   | ✓ | 180      |
| 163         | BEIGE            |     |   |   |   | ● |   | 182      |
| 164         | TWILIGHT BEIGE   |     |   |   |   |   |   | 182      |
| 168         | BRAZILIAN SAND   | NEW |   |   |   |   |   | 180      |
| 171         | LIGHT BROWN      |     |   |   |   |   |   | 182      |
| 172         | MADDY MUSHROOM   |     |   |   |   |   | ✓ | 182      |
| 174         | CHOCOLATE        |     |   |   |   |   |   | 182      |
| 177         | DEEP BRONZE      |     |   |   |   |   |   | 182      |
| 178         | CAMEL            |     |   |   |   |   |   | 182      |
| 181         | VINTAGE BURGUNDY |     |   |   |   |   | ✓ | 181      |
| 191         | RADIANT RED      |     |   |   |   |   |   | 181      |
| 194         | BLOOD RED        |     |   |   |   |   |   | 181      |
| 206         | SUN BLOOM        |     |   |   |   |   |   | 181      |
| 208         | GLAZE YELLOW     |     |   |   |   |   | ✓ | 181      |
| 209         | EQUINOX YELLOW   |     |   |   |   |   | ✓ | 181      |
| 212         | LIGHT ORANGE     |     |   |   |   |   |   | 181      |
| 217         | CLASSIC ORANGE   |     |   |   |   |   |   | 181      |
| 221         | LIGHT GREY       |     |   |   |   |   | ✓ | 182      |
| 224         | GOTHIC GREY      | NEW |   |   | # | ● |   | 180      |
| 225         | SILVER GREY      |     |   |   |   |   | ✓ | 182      |
| 226         | WARM GREY        |     |   |   |   |   | ✓ | 182      |
| 227         | MOON GREY        |     |   |   |   |   | ✓ | 182      |
| 228         | ALLU GREY        |     |   |   |   |   | ✓ | 182      |
| 231         | GREY             |     |   |   |   |   | ✓ | 182      |
| 234         | BLuish GREY      |     |   |   |   |   | ✓ | 182      |
| 236         | SLATE GREY       |     |   |   |   |   |   | 182      |
| 238         | GRAPHITE GREY    |     |   |   | # | ● | ✓ | 182      |
| 241         | SATIN BLUE       |     |   |   |   |   |   | 181      |
| 243         | SKY BLUE         |     |   |   |   |   | ✓ | 181      |
| 245         | BLUE             |     |   |   |   |   |   | 181      |
| 247         | ROYAL BLUE       |     |   |   |   |   |   | 181      |
| 249         | NAVY BLUE        |     |   |   |   |   | ✓ | 181      |
| 254         | THISTLE BLUE     |     |   |   |   |   |   | 181      |
| 257         | SWISS BLUE       |     |   |   |   |   |   | 181      |
| 259         | DAWN BLUE        |     |   |   |   |   | ✓ | 181      |
| 261         | LAVENDER         |     |   |   | # | ● |   | 181      |
| 265         | DARKISH PURPLE   |     |   |   |   |   |   | 181      |
| 266         | ANTIQUE VIOLET   |     |   |   |   |   |   | 180      |
| 267         | PURPLE           |     |   |   |   |   |   | 181      |
| 274         | DESERT GREEN     |     |   |   |   |   | ✓ | 181      |
| 275         | LIME GREEN       |     |   |   |   |   |   | 181      |
| 276         | PISTA GREEN      |     |   |   |   |   | ✓ | 180      |
| 281         | STEEL GREEN      |     |   |   |   |   | ✓ | 181      |
| 287         | HAWAIIAN GREEN   |     |   |   |   |   | ✓ | 181      |
| 288         | DREAM GREEN      |     |   |   |   |   |   | 180      |
| 293         | BLACK            |     |   |   | # | ● |   | 182      |
| 303         | BODENSEE BEECH   |     |   |   | # | ● |   | 162      |
| 311         | BAVARIAN BEECH   |     |   |   | # | ● |   | 162      |
| 321         | CHERRY BEECH     |     |   |   |   |   | ✓ | 162      |
| 357         | THANSUE MAPLE    |     |   |   | # | ● |   | 160      |
| 394         | WHITE OAK        |     |   |   |   |   |   | 159      |
| 403         | WILD PEAR        |     |   |   | # | ● | ✓ | 170      |
| 419         | RECLAIMED WALNUT |     |   |   |   |   | ✓ | 166      |
| 421         | CLASSIC WALNUT   |     |   |   |   |   |   | 165      |
| 424         | ERMANNANO WALNUT |     |   |   |   |   | ✓ | 165      |
| 429         | HERITAGE WALNUT  |     |   |   |   |   |   | 166      |
| 444         | SIAM TEAK        |     |   |   |   |   |   | 164      |
| 446         | COLET TEAK       |     |   |   |   |   |   | 164      |

| Design Code | Design Name         | New | ↑ | ○ | # | ● | ✓ | Page No. |
|-------------|---------------------|-----|---|---|---|---|---|----------|
| 449         | URBAN TEAK          |     |   |   |   |   |   | 163      |
| 456         | SAMOA TEAK          |     |   |   | # | ● | ✓ | 163      |
| 462         | RECYCLED TEAK       |     |   |   |   |   |   | 164      |
| 464         | NYANA TEAK          |     |   |   |   |   | ✓ | 163      |
| 466         | AMBER CHERRY        |     |   |   |   |   |   | 167      |
| 468         | MAHOGANY            |     |   |   |   |   | ✓ | 161      |
| 489         | COLORADO PINE       |     |   |   |   |   |   | 157      |
| 494         | NYANA ROSE          |     |   |   |   |   | ✓ | 161      |
| 497         | ROSEWOOD BOOKMATCH  |     |   |   |   |   |   | 120      |
| 498         | PETALWOOD BOOKMATCH |     |   |   |   |   |   | 120      |
| 525         | FUSION MAPLE        |     |   |   |   |   |   | 160      |
| 529         | BALTIC PINE         |     |   |   |   |   |   | 157      |
| 531         | HILAND PINE         |     |   |   |   |   |   | 157      |
| 541         | SAPALI              |     |   |   |   |   | ✓ | 161      |
| 554         | SWISS CEDAR         | NEW |   |   |   |   |   | 137      |
| 555         | BELGIAN CEDAR       | NEW |   |   |   |   |   | 137      |
| 606         | NEXO ASH            |     |   |   |   |   |   | 129      |
| 607         | BORNHOLM ASH        |     |   |   |   |   |   | 129      |
| 608         | BALTIC ASH          |     |   |   |   |   |   | 129      |
| 609         | BORAS ASH           | NEW |   |   |   |   |   | 169      |
| 656         | COLUMBIA WALNUT     |     |   |   | # | ● |   | 166      |
| 657         | MARINE WALNUT       |     |   |   | # | ● | ✓ | 166      |
| 686         | QUITE WOOD          |     |   |   |   |   |   | 132      |
| 687         | FAIRY WOOD          |     |   |   |   |   |   | 132      |
| 688         | PRETTY WOOD         |     |   |   |   |   | ✓ | 132      |
| 689         | CORDIA ZERICOTE     |     |   |   |   |   |   | 123      |
| 702         | VECTOR BUBINGA      |     |   |   |   |   |   | 119      |
| 703         | HECTOR BUBINGA      |     |   |   |   |   |   | 119      |
| 704         | CHENE               |     |   |   |   |   |   | 169      |
| 706         | ACACIA              |     |   |   | # | ● |   | 167      |
| 708         | PURE ACACIA         |     |   |   |   |   |   | 167      |
| 709         | SMOKE ACACIA        |     |   |   |   |   |   | 167      |
| 712         | NICEWOOD            |     |   |   |   |   |   | 161      |
| 714         | RUBBER WOOD         |     |   |   |   |   |   | 170      |
| 727         | OSTRYA WOOD         |     |   |   |   |   |   | 130      |
| 728         | NAGEIA WOOD         |     |   |   |   |   |   | 130      |
| 729         | BETULA WOOD         |     |   |   |   |   |   | 130      |
| 738         | HASTINGS SANDALWOOD |     |   |   |   |   | ✓ | 170      |
| 787         | ZEBRA WOOD          |     |   |   |   |   | ✓ | 161      |
| 791         | WENGE               |     |   |   |   |   |   | 160      |
| 859         | MAGIC BEANS         |     |   |   | # | ● |   | 171      |
| 922         | GRAVA MARS          |     | ↑ | ○ |   |   |   | 141      |
| 926         | SILVER BUTTE        |     | ↑ | ○ |   |   |   | 141      |
| 927         | GOLDEN BUTTE        |     | ↑ | ○ |   |   |   | 141      |
| 928         | BRONZE BUTTE        |     | ↑ | ○ |   |   |   | 141      |
| 951         | FIGURED WALNUT      |     | ↑ | ○ |   |   |   | 165      |
| 961         | CREAM SHIMMER       |     | ↑ | ○ |   |   |   | 142      |
| 962         | GOLDEN SHIMMER      |     | ↑ | ○ |   |   |   | 142      |
| 963         | COPPER SHIMMER      |     | ↑ | ○ |   |   |   | 142      |
| 964         | GREY SHIMMER        |     | ↑ | ○ |   |   |   | 142      |
| 966         | SILVER MAHOGANY     |     | ↑ | ○ |   |   |   | 133      |
| 967         | GREY MAHOGANY       |     | ↑ | ○ |   |   |   | 133      |
| 973         | NEO TEXTILES        |     | ↑ | ○ |   |   |   | 172      |
| 3233        | CONCRETE GREY       |     |   |   |   |   | ✓ | 182      |
| 3241        | BLUE BLUSH          |     |   |   |   |   |   | 181      |
| 3244        | PASTEL BLUE         |     |   |   |   |   |   | 181      |
| 3245        | ARCTIC BLUE         | NEW |   |   |   |   |   | 180      |
| 3246        | FLINT               | NEW |   |   |   |   |   | 180      |
| 3271        | OLIVE GREEN         |     |   |   |   |   |   | 181      |
| 3272        | TEAL                | NEW |   |   |   |   |   | 181      |
| 3281        | TRAFFIC GREEN       |     |   |   |   |   |   | 181      |
| 3282        | SEAFOAM GREEN       | NEW |   |   |   |   |   | 180      |
| 3341        | VERMONT MAPLE       |     |   |   |   |   |   | 149      |
| 3342        | CLARO MAPLE         |     |   |   |   |   | ✓ | 149      |
| 3343        | TRIESTE MAPLE       |     |   |   |   |   |   | 149      |
| 3362        | AMEGRE              |     |   |   |   |   |   | 169      |
| 3375        | CHERRY              |     |   |   |   |   |   | 167      |
| 3376        | OXFORD CHERRY       |     |   |   | # | ● |   | 167      |
| 3393        | OAKWOOD GREY        |     |   |   |   |   |   | 122      |
| 3394        | OAKWOOD CREAM       |     |   |   |   |   |   | 122      |
| 3397        | NATURAL OAK         |     |   |   |   |   |   | 150      |
| 3408        | PYRUS OSCURO        |     |   |   |   |   | ✓ | 169      |

| Design Code | Design Name               | New | ↑ | ○ | # | ● | ✓ | Page No. |
|-------------|---------------------------|-----|---|---|---|---|---|----------|
| 3416        | MALMO WALNUT CREAM        |     |   |   |   |   |   | 152      |
| 3417        | MALMO WALNUT BROWN        |     |   |   |   |   |   | 152      |
| 3418        | DECO WALNUT DARK BROWN    |     |   |   |   |   | ✓ | 153      |
| 3419        | DECO WALNUT LIGHT BROWN   |     |   |   |   |   | ✓ | 153      |
| 3425        | SAPWOOD WALNUT DARK BROWN |     |   |   |   |   | ✓ | 154      |
| 3454        | SMOKED TEAK               |     |   |   |   | ● |   | 163      |
| 3459        | RANU TEAK                 |     |   |   |   |   |   | 164      |
| 3484        | JARDIN PINE               |     |   |   |   |   |   | 143      |
| 3485        | CARMARGUE PINE            |     |   |   |   |   |   | 143      |
| 3486        | BARBEGAL PINE             |     |   |   |   |   |   | 143      |
| 3512        | WHITE BIRCH               |     |   |   |   |   |   | 134      |
| 3513        | SEA BIRCH                 |     |   |   |   |   |   | 134      |
| 3531        | TYROL PINE                |     |   |   |   |   | ✓ | 157      |
| 3591        | BAVARIAN ASH NEUTRAL      |     |   |   |   |   |   | 151      |
| 3592        | BAVARIAN ASH BEIGE        |     |   |   |   |   |   | 151      |
| 3594        | BAVARIAN ASH GREY         |     |   |   |   |   | ✓ | 151      |
| 3639        | OAK NOMADA                |     |   |   |   |   | ✓ | 159      |
| 3649        | OAK VALLEY ROUGE          |     |   |   |   |   |   | 159      |
| 3663        | EASTEM OAK                |     |   |   |   |   |   | 127      |
| 3665        | CHESTNUT OAK              |     |   |   |   |   |   | 127      |
| 3672        | MONTANA BLOCKWOOD         |     |   |   |   |   |   | 140      |
| 3673        | HELENA BLOCKWOOD          |     |   |   |   |   |   | 140      |
| 3674        | PARIA OAK                 |     |   |   | # | ● |   | 159      |
| 3676        | FLAKE OAK                 | NEW |   |   |   |   |   | 121      |
| 3677        | FLOCON OAK                | NEW |   |   |   |   |   | 121      |
| 3678        | SLICE OAK                 | NEW |   |   |   |   |   | 121      |
| 3707        | MOLDAU ACACIA             |     |   |   | # | ● |   | 167      |
| 3741        | APPLEWOOD LIGHT           |     |   |   |   |   |   | 168      |
| 3742        | APPLEWOOD DARK            |     |   |   |   |   |   | 168      |
| 3743        | AFRICAN OAK NOIR          |     |   |   |   |   | ✓ | 145      |
| 3744        | AFRICAN OAK CLAIR         |     |   |   |   |   |   | 145      |
| 3752        | BERN ELM                  |     |   |   |   |   |   | 168      |
| 3755        | CRANVILLE ELM             |     |   |   |   |   |   | 125      |
| 3757        | BERTIE ELM                |     |   |   |   |   |   | 125      |
| 3788        | SEVILLA OLIVE             |     |   |   |   |   |   | 126      |
| 3789        | MALAGA OLIVE              |     |   |   |   |   |   | 126      |
| 3795        | GABON WENGE               |     |   |   |   |   |   | 150      |
| 3871        | PUNTO MIRO                |     |   |   |   |   |   | 139      |
| 3872        | TOHU MIRO                 |     |   |   |   |   |   | 139      |
| 3897        | LIGHT WEAVE               | NEW |   |   |   |   |   | 172      |
| 3898        | TAN WEAVE                 | NEW |   |   |   |   |   | 171      |
| 3899        | BEIGE WEAVE               | NEW |   |   |   |   |   | 171      |
| 3947        | OAK CHENE                 |     | ↑ | ○ |   |   |   | 169      |
| 3953        | KOTOGEM GREY              |     | ↑ | ○ |   |   |   | 148      |
| 3955        | KOTOGEM SILVER            |     | ↑ | ○ |   |   |   | 148      |
| 3957        | CORIA WALNUT              |     | ↑ | ○ |   |   |   | 144      |
| 3958        | AHIGAL WALNUT             |     | ↑ | ○ |   |   |   | 144      |
| 3968        | BRONCANTO CHERRY          |     | ↑ | ○ |   |   |   | 167      |
| 4392        | ENCANTO BROWNISH OAK      |     |   |   |   |   |   | 125      |
| 4393        | ENCANTO CREAMISH OAK      |     |   |   |   |   |   | 125      |
| 4394        | VERGE OAK                 |     |   |   |   |   |   | 139      |
| 4395        | BRINK OAK                 |     |   |   |   |   |   | 139      |
| 4396        | DAKOTA CODOAK             |     |   |   |   |   |   | 146      |
| 4397        | DAKOTA HAMOAK             |     |   |   |   |   |   | 146      |
| 4398        | ARTISAN OAK               |     |   |   |   |   |   | 145      |
| 4405        | ANDEAN WALNUT             | NEW |   |   |   |   |   | 117      |
| 4406        | ARIZONA WALNUT            | NEW |   |   |   |   |   | 117      |
| 4426        | WALNUT WIGGY              |     |   |   |   |   |   | 146      |
| 4427        | CAIRO WALNUT              |     |   |   | # | ● |   | 165      |
| 4501        | GAUGUIN WALNUT            |     |   |   |   |   |   | 124      |
| 4502        | EUGELE WALNUT             |     |   |   |   |   |   | 124      |
| 4503        | DEGAS WALNUT              |     |   |   |   |   |   | 124      |
| 4505        | PIDE NEFIS WALNUT         |     |   |   |   |   |   | 147      |
| 4506        | VAN NEFIS WALNUT          |     |   |   |   |   |   | 147      |
| 4507        | TAN NEFIS WALNUT          |     |   |   |   |   |   | 147      |
| 4511        | ALMOND PLANK              |     |   |   |   |   |   | 136      |
| 4512        | WALNUT PLANK              |     |   |   |   |   |   | 136      |
| 4513        | ISTANBUL WALNUT           |     |   |   |   |   |   | 120      |

# TEXTURE INDEX



| Design Code                                    | Design Name         | New | ↑ | ○ | △ | □ | Page No. |
|--|---------------------|-----|---|---|---|---|----------|
| <b>EXCLUSIVE COLLECTION BY MANISH MALHOTRA</b> |                     |     |   |   |   |   |          |
| 1528 MI  | SPRING PRIMROSE     | NEW |   |   |   |   | 13       |
| 1528 UM  | SPRING PRIMROSE     | NEW |   |   |   |   | 13       |
| 1529 MI  | AUTUMN PRIMROSE     | NEW |   |   |   |   | 13       |
| 1529 UM  | AUTUMN PRIMROSE     | NEW |   |   |   |   | 13       |
| 1530 MI  | FRENCH GERANIUM     | NEW |   |   |   |   | 14       |
| 1530 UM  | FRENCH GERANIUM     | NEW |   |   |   |   | 14       |
| 1531 MI  | CONGO GERANIUM      | NEW |   |   |   |   | 14       |
| 1531 UM  | CONGO GERANIUM      | NEW |   |   |   |   | 14       |
| 1532 MI  | MOROCCAN GERANIUM   | NEW |   |   |   |   | 14       |
| 1532 UM  | MOROCCAN GERANIUM   | NEW |   |   |   |   | 14       |
| 1533 MI  | ANTIQUE COROLLA     | NEW |   |   |   |   | 16       |
| 1533 UM  | ANTIQUE COROLLA     | NEW |   |   |   |   | 16       |
| 1534 MI  | EXOTIC COROLLA      | NEW |   |   |   |   | 16       |
| 1534 UM  | EXOTIC COROLLA      | NEW |   |   |   |   | 16       |
| 1535 MI  | FIJI BLOOMBERRY     | NEW |   |   |   |   | 15       |
| 1535 UM  | FIJI BLOOMBERRY     | NEW |   |   |   |   | 15       |
| 1536 MI  | SWISS BLOOMBERRY    | NEW |   |   |   |   | 15       |
| 1536 UM  | SWISS BLOOMBERRY    | NEW |   |   |   |   | 15       |
| 1537 MI  | HAWAIIAN BLOOMBERRY | NEW |   |   |   |   | 15       |
| 1537 UM  | HAWAIIAN BLOOMBERRY | NEW |   |   |   |   | 15       |
| 1538 MI  | SICILIAN ART        | NEW |   |   |   |   | 18       |
| 1538 UM  | SICILIAN ART        | NEW |   |   |   |   | 18       |
| 1539 MI  | ROJO ART            | NEW |   |   |   |   | 18       |
| 1539 UM  | ROJO ART            | NEW |   |   |   |   | 18       |
| 1540 MI  | CALACATTA ART       | NEW |   |   |   |   | 18       |
| 1540 UM  | CALACATTA ART       | NEW |   |   |   |   | 18       |
| 1541 MI  | LEMONGRASS FLORAL   | NEW |   |   |   |   | 20       |
| 1541 UM  | LEMONGRASS FLORAL   | NEW |   |   |   |   | 20       |
| 1542 MI  | SALMON FLORAL       | NEW |   |   |   |   | 20       |
| 1542 UM  | SALMON FLORAL       | NEW |   |   |   |   | 20       |
| 1543 MI  | LAVANTE ROYALE      | NEW |   |   |   |   | 12       |
| 1543 UM  | LAVANTE ROYALE      | NEW |   |   |   |   | 12       |
| 1544 MI  | LAZULITE ROYALE     | NEW |   |   |   |   | 12       |
| 1544 UM  | LAZULITE ROYALE     | NEW |   |   |   |   | 12       |
| 1545 MI  | INTENSE LEI         | NEW |   |   |   |   | 21       |
| 1545 UM  | INTENSE LEI         | NEW |   |   |   |   | 21       |
| 1546 MI  | GENTLE LEI          | NEW |   |   |   |   | 21       |
| 1546 UM  | GENTLE LEI          | NEW |   |   |   |   | 21       |
| 1547 MI  | TURQUOISE FIGURINE  | NEW |   |   |   |   | 17       |
| 1547 UM  | TURQUOISE FIGURINE  | NEW |   |   |   |   | 17       |
| 1548 MI  | UMBER FIGURINE      | NEW |   |   |   |   | 17       |
| 1548 UM  | UMBER FIGURINE      | NEW |   |   |   |   | 17       |
| 1549 MI  | FLORID CANVAS       | NEW |   |   |   |   | 22       |
| 1549 UM  | FLORID CANVAS       | NEW |   |   |   |   | 22       |
| 1550 MI  | KNIGHT GARDEN       | NEW |   |   |   |   | 11       |
| 1550 UM  | KNIGHT GARDEN       | NEW |   |   |   |   | 11       |
| 1551 MI  | FERN AURA           | NEW |   |   |   |   | 19       |
| 1551 UM  | FERN AURA           | NEW |   |   |   |   | 19       |
| 1552 MI  | GALA POPPER         | NEW |   |   |   |   | 19       |
| 1552 UM  | GALA POPPER         | NEW |   |   |   |   | 19       |
| 1553 MI  | EMPHATIC TAPESTRY   | NEW |   |   |   |   | 23       |
| 1553 UM  | EMPHATIC TAPESTRY   | NEW |   |   |   |   | 23       |
| 1554 MI  | SOOTHING TAPESTRY   | NEW |   |   |   |   | 23       |
| 1554 UM  | SOOTHING TAPESTRY   | NEW |   |   |   |   | 23       |
| 1555 MI  | RADIANT MONK        | NEW |   |   |   |   | 24       |
| 1555 UM  | RADIANT MONK        | NEW |   |   |   |   | 24       |
| 1556 MI  | CARNATION           | NEW |   |   |   |   | 24       |
| 1556 UM  | CARNATION           | NEW |   |   |   |   | 24       |
| 1557 MI  | ZIPPY INSIGNIA      | NEW |   |   |   |   | 25       |
| 1557 UM  | ZIPPY INSIGNIA      | NEW |   |   |   |   | 25       |
| 1558 MI  | CRAYON INSIGNIA     | NEW |   |   |   |   | 26       |
| 1558 UM  | CRAYON INSIGNIA     | NEW |   |   |   |   | 26       |
| 1559 MI  | BRAID INSIGNIA      | NEW |   |   |   |   | 26       |
| 1559 UM  | BRAID INSIGNIA      | NEW |   |   |   |   | 26       |
| 1560 MI  | GRACE INSIGNIA      | NEW |   |   |   |   | 25       |
| 1560 UM  | GRACE INSIGNIA      | NEW |   |   |   |   | 25       |
| 1561 MI  | SPATIAL INSIGNIA    | NEW |   |   |   |   | 25       |
| 1561 UM  | SPATIAL INSIGNIA    | NEW |   |   |   |   | 25       |
| 1562 MI  | DELIGHT INSIGNIA    | NEW |   |   |   |   | 26       |
| 1562 UM  | DELIGHT INSIGNIA    | NEW |   |   |   |   | 26       |

| Design Code   | Design Name      | New | ↑ | ○ | △ | □ | Page No. |
|---------------|------------------|-----|---|---|---|---|----------|
| <b>ACRYLO</b> |                  |     |   |   |   |   |          |
| 152 LU        | ROSE PINK        | NEW |   |   |   |   | 31       |
| 152 UM        | ROSE PINK        | NEW |   |   |   |   | 31       |
| 153 LU        | PUNCH            | NEW |   |   |   |   | 30       |
| 153 UM        | PUNCH            | NEW |   |   |   |   | 30       |
| 168 LU        | BRAZILIAN SAND   | NEW |   |   |   |   | 34       |
| 168 UM        | BRAZILIAN SAND   | NEW |   |   |   |   | 34       |
| 3245 LU       | ARCTIC BLUE      | NEW |   |   |   |   | 32       |
| 3245 UM       | ARCTIC BLUE      | NEW |   |   |   |   | 32       |
| 3246 LU       | FLINT            | NEW |   |   |   |   | 32       |
| 3246 UM       | FLINT            | NEW |   |   |   |   | 32       |
| 3272 LU       | TEAL             | NEW |   |   |   |   | 33       |
| 3272 UM       | TEAL             | NEW |   |   |   |   | 33       |
| 3282 LU       | SEAFOAM GREEN    | NEW |   |   |   |   | 33       |
| 3282 UM       | SEAFOAM GREEN    | NEW |   |   |   |   | 33       |
| 4941 LU       | CAIRO TRIANGLE   | NEW |   | ↑ | ○ |   | 36       |
| 4941 UM       | CAIRO TRIANGLE   | NEW |   | ↑ | ○ |   | 36       |
| 4942 LU       | GIZA TRIANGLE    | NEW |   | ↑ | ○ |   | 35       |
| 4942 UM       | GIZA TRIANGLE    | NEW |   | ↑ | ○ |   | 35       |
| 4943 LU       | LUXOR TRIANGLE   | NEW |   | ↑ | ○ |   | 36       |
| 4943 UM       | LUXOR TRIANGLE   | NEW |   | ↑ | ○ |   | 36       |
| <b>LUCIDA</b> |                  |     |   |   |   |   |          |
| 107 LU        | SNOW WHITE       |     |   |   |   |   | 50       |
| 108 LU        | OFF WHITE        |     |   |   |   |   | 50       |
| 109 LU        | DESIGNER WHITE   |     |   |   |   |   | 50       |
| 127 LU        | ALMOND IVORY     |     |   |   |   |   | 49       |
| 151 LU        | PEACH PINK       |     |   |   |   |   | 45       |
| 158 LU        | TAUPE            |     |   |   |   |   | 49       |
| 159 LU        | DUSK PURPLE      |     |   |   |   |   | 45       |
| 163 LU        | BEIGE            |     |   |   |   |   | 49       |
| 171 LU        | LIGHT BROWN      |     |   |   |   |   | 49       |
| 174 LU        | CHOCOLATE        |     |   |   |   |   | 49       |
| 181 LU        | VINTAGE BURGUNDY |     |   |   |   |   | 45       |
| 194 LU        | BLOOD RED        |     |   |   |   |   | 45       |
| 206 LU        | SUN BLOOM        |     |   |   |   |   | 47       |
| 208 LU        | GLAZE YELLOW     |     |   |   |   |   | 47       |
| 209 LU        | EQUINOX YELLOW   |     |   |   |   |   | 47       |
| 212 LU        | LIGHT ORANGE     |     |   |   |   |   | 47       |
| 225 LU        | SILVER GREY      |     |   |   |   |   | 50       |
| 238 LU        | GRAPHITE GREY    |     |   |   |   |   | 50       |
| 241 LU        | SATIN BLUE       |     |   |   |   |   | 46       |
| 249 LU        | NAVY BLUE        |     |   |   |   |   | 46       |
| 259 LU        | DAWN BLUE        |     |   |   |   |   | 46       |
| 261 LU        | LAVENDER         |     |   |   |   |   | 48       |
| 265 LU        | DARKISH PURPLE   |     |   |   |   |   | 48       |
| 266 LU        | ANTIQUÉ VIOLET   |     |   |   |   |   | 48       |
| 267 LU        | PURPLE           |     |   |   |   |   | 48       |
| 275 LU        | LIME GREEN       |     |   |   |   |   | 47       |
| 288 LU        | DREAM GREEN      |     |   |   |   |   | 47       |
| 293 LU        | BLACK            |     |   |   |   |   | 50       |
| 462 LU        | RECYCLED TEAK    |     |   |   |   |   | 53       |
| 464 LU        | NYANA TEAK       |     |   |   |   |   | 54       |
| 541 LU        | SAPELI           |     |   |   |   |   | 54       |
| 559 LU        | WARHOL'S WILLOW  |     |   |   |   |   | 53       |
| 639 LU        | SUKUPIRA PRADO   |     |   |   |   |   | 53       |
| 647 LU        | ISARD            |     |   |   |   |   | 53       |
| 689 LU        | CORDIA ZERICOTE  |     |   |   |   |   | 52       |
| 704 LU        | CHENE            |     |   |   |   |   | 51       |
| 774 LU        | THAR DESERT      |     |   |   |   |   | 53       |
| 787 LU        | ZEBRA WOOD       |     |   |   |   |   | 51       |
| 788 LU        | NATURAL OLIVE    |     |   |   |   |   | 51       |
| 3244 LU       | PASTEL BLUE      |     |   |   |   |   | 46       |
| 3271 LU       | OLIVE GREEN      |     |   |   |   |   | 47       |
| 3437 LU       | RENOIR'S EBONY   |     |   |   |   |   | 51       |
| 3755 LU       | CRANVILLE ELM    |     |   |   |   |   | 52       |
| 3757 LU       | BERTIE ELM       |     |   |   |   |   | 52       |
| 3835 LU       | LAPIS AZUL       |     |   |   |   |   | 44       |
| 3917 LU       | SNOW GLACIER     |     |   | ↑ | ○ |   | 40       |
| 3918 LU       | SILVER GLACIER   |     |   | ↑ | ○ |   | 41       |
| 3919 LU       | GOLDEN GLACIER   |     |   | ↑ | ○ |   | 41       |
| 3921 LU       | ESPERANTO        |     |   | ↑ | ○ |   | 44       |
| 3922 LU       | SUNRISE GLACIER  |     |   | ↑ | ○ |   | 40       |
| 3939 LU       | NOCE ALTEA       |     |   | ↑ | ○ |   | 53       |

| Design Code         | Design Name       | New | ↑ | ○ | △ | □ | Page No. |
|---------------------|-------------------|-----|---|---|---|---|----------|
| 3961 LU             | SHOREA MAHOGANY   |     |   | ↑ | ○ |   | 44       |
| 3962 LU             | ALMON MAHOGANY    |     |   | ↑ | ○ |   | 44       |
| 3963 LU             | MAYAPIS MAHOGANY  |     |   | ↑ | ○ |   | 44       |
| 3964 LU             | CREAM EICHE       |     |   | ↑ | ○ |   | 43       |
| 3965 LU             | COPPER EICHE      |     |   | ↑ | ○ |   | 42       |
| 3966 LU             | GREY EICHE        |     |   | ↑ | ○ |   | 43       |
| 4389 LU             | CEZAMME'S OAK     |     |   |   |   |   | 54       |
| 4911 LU             | PEARL GLACIER     |     |   | ↑ | ○ |   | 41       |
| 4912 LU             | SAND GLACIER      |     |   | ↑ | ○ |   | 41       |
| 4913 LU             | SHELL GLACIER     |     |   | ↑ | ○ |   | 40       |
| 90155 LU            | HOT PINK          |     |   |   |   |   | 45       |
| <b>NATURE PLUS</b>  |                   |     |   |   |   |   |          |
| 2386 NP             | CHIKHALI OAK      |     |   |   |   | ▲ | 60       |
| 2388 NP             | ISEDA OAK         |     |   |   |   | ▲ | 60       |
| 2416 NP             | CHIKHALI WALNUT   |     |   |   |   | ▲ | 59       |
| 2417 NP             | NATURE WALNUT     |     |   |   |   | ▲ | 59       |
| 2591 NP             | CHIKHALI ASH      |     |   |   |   | ▲ | 58       |
| 2592 NP             | ISEDA ASH         |     |   |   |   | ▲ | 57       |
| 2593 NP             | NATURE ASH        |     |   |   |   | ▲ | 58       |
| 2594 NP             | NARAVA ASH        |     |   |   |   | ▲ | 57       |
| 2595 NP             | PIRODA ASH        |     |   |   |   | ▲ | 57       |
| <b>KERING MATNE</b> |                   |     |   |   |   |   |          |
| 421 KM              | CLASSIC WALNUT    |     |   |   |   | ▲ | 63       |
| 444 KM              | SIAM TEAK         |     |   |   |   | ▲ | 64       |
| 3531 KM             | TYROL PINE        |     |   |   |   | ▲ | 64       |
| 4505 KM             | PIDE NEFIS WALNUT |     |   |   |   | ▲ | 63       |
| 4506 KM             | VAN NEFIS WALNUT  |     |   |   |   | ▲ | 63       |
| 4516 KM             | JACKSON HICKORY   |     |   |   |   | ▲ | 62       |
| 4517 KM             | INDIANA HICKORY   |     |   |   |   | ▲ | 62       |
| 4519 KM             | BOLIVIAN WALNUT   |     |   |   |   | ▲ | 61       |
| <b>SILK TUFF</b>    |                   |     |   |   |   |   |          |
| 107 SI              | SNOW WHITE        |     |   |   |   | ▲ | 67       |
| 108 SI              | OFF WHITE         |     |   |   |   | ▲ | 67       |
| 109 SI              | DESIGNER WHITE    |     |   |   |   | ▲ | 68       |
| 127 SI              | ALMOND IVORY      |     |   |   |   | ▲ | 67       |
| 225 SI              | SILVER GREY       |     |   |   |   | ▲ | 67       |
| 238 SI              | GRAPHITE GREY     |     |   |   |   | ▲ | 68       |
| 293 SI              | BLACK             |     |   |   |   | ▲ | 68       |
| 689 SI              | CORDIA ZERICOTE   |     |   |   |   | ▲ | 71       |
| 3244 SI             | PASTEL BLUE       |     |   |   |   | ▲ | 68       |
| 3271 SI             | OLIVE GREEN       |     |   |   |   | ▲ | 67       |
| 3531 SI             | TYROL PINE        |     |   |   |   | ▲ | 72       |
| 3688 SI             | BRIO ZERICOTE     |     |   |   |   | ▲ | 71       |
| 3846 SI             | WHITE MARBLE      |     |   |   |   | ▲ | 70       |
| 3852 SI             | SAGRADA MARBLE    |     |   |   |   | ▲ | 69       |
| 3853 SI             | GOTHIC MARBLE     |     |   |   |   | ▲ | 69       |
| 3854 SI             | SIERRA MARBLE     |     |   |   |   | ▲ | 69       |
| 3895 SI             | BLACK MARBLE      |     |   |   |   | ▲ | 70       |
| 3964 SI             | CREAM EICHE       |     |   | ↑ | ○ | ▲ | 71       |
| 3965 SI             | COPPER EICHE      |     |   | ↑ |   |   |          |

# EDGE-BAND INDEX



| Design Code                             | Design Name         | New | ↑ | ○ | △ | □ | Rehau  | E3 |
|---|---------------------|-----|---|---|---|---|--------|----|
| EXCLUSIVE COLLECTION BY MANISH MALHOTRA |                     |     |   |   |   |   |        |    |
| 1528 MI                                 | Spring Primrose     | NEW |   |   |   |   | 75718  |    |
| 1528 UM                                 | Spring Primrose     | NEW |   |   |   |   | 75718  |    |
| 1529 MI                                 | Autumn Primrose     | NEW |   |   |   |   | 110136 |    |
| 1529 UM                                 | Autumn Primrose     | NEW |   |   |   |   | 110136 |    |
| 1530 MI                                 | French Geranium     | NEW |   |   |   |   | 75610  |    |
| 1530 UM                                 | French Geranium     | NEW |   |   |   |   | 75610  |    |
| 1531 MI                                 | Congo Geranium      | NEW |   |   |   |   | 110103 |    |
| 1531 UM                                 | Congo Geranium      | NEW |   |   |   |   | 110103 |    |
| 1532 MI                                 | Moroccan Geranium   | NEW |   |   |   |   | 110159 |    |
| 1532 UM                                 | Moroccan Geranium   | NEW |   |   |   |   | 110159 |    |
| 1533 MI                                 | Antique Corolla     | NEW |   |   |   |   | 75709  |    |
| 1533 UM                                 | Antique Corolla     | NEW |   |   |   |   | 75709  |    |
| 1534 MI                                 | Exotic Corolla      | NEW |   |   |   |   | 110151 |    |
| 1534 UM                                 | Exotic Corolla      | NEW |   |   |   |   | 110151 |    |
| 1535 MI                                 | Fiji Bloomberry     | NEW |   |   |   |   | 112076 |    |
| 1535 UM                                 | Fiji Bloomberry     | NEW |   |   |   |   | 112076 |    |
| 1536 MI                                 | Swiss Bloomberry    | NEW |   |   |   |   | 110231 |    |
| 1536 UM                                 | Swiss Bloomberry    | NEW |   |   |   |   | 110231 |    |
| 1537 MI                                 | Hawaiian Bloomberry | NEW |   |   |   |   | 75613  |    |
| 1537 UM                                 | Hawaiian Bloomberry | NEW |   |   |   |   | 75613  |    |
| 1538 MI                                 | Sicilian Art        | NEW |   |   |   |   | 110215 |    |
| 1538 UM                                 | Sicilian Art        | NEW |   |   |   |   | 110215 |    |
| 1539 MI                                 | Rojo Art            | NEW |   |   |   |   | 75613  |    |
| 1539 UM                                 | Rojo Art            | NEW |   |   |   |   | 75613  |    |
| 1540 MI                                 | Calacatta Art       | NEW |   |   |   |   | 110208 |    |
| 1540 UM                                 | Calacatta Art       | NEW |   |   |   |   | 110208 |    |
| 1541 MI                                 | Lemongrass Floral   | NEW |   |   |   |   | 110171 |    |
| 1541 UM                                 | Lemongrass Floral   | NEW |   |   |   |   | 110171 |    |
| 1542 MI                                 | Salmon Floral       | NEW |   |   |   |   | 110210 |    |
| 1542 UM                                 | Salmon Floral       | NEW |   |   |   |   | 110210 |    |
| 1543 MI                                 | Lavante Royale      | NEW |   |   |   |   | 110215 |    |
| 1543 UM                                 | Lavante Royale      | NEW |   |   |   |   | 110215 |    |
| 1544 MI                                 | Lazulite Royale     | NEW |   |   |   |   | 75620  |    |
| 1544 UM                                 | Lazulite Royale     | NEW |   |   |   |   | 75620  |    |
| 1545 MI                                 | Intense Lei         | NEW |   |   |   |   | 75617  |    |
| 1545 UM                                 | Intense Lei         | NEW |   |   |   |   | 75617  |    |
| 1546 MI                                 | Gentle Lei          | NEW |   |   |   |   | 75628  |    |
| 1546 UM                                 | Gentle Lei          | NEW |   |   |   |   | 75628  |    |
| 1547 MI                                 | Turquoise Figurine  | NEW |   |   |   |   | 112066 |    |
| 1547 UM                                 | Turquoise Figurine  | NEW |   |   |   |   | 112066 |    |
| 1548 MI                                 | Umber Figurine      | NEW |   |   |   |   | 75720  |    |
| 1548 UM                                 | Umber Figurine      | NEW |   |   |   |   | 75720  |    |
| 1549 MI                                 | Florid Canvas       | NEW |   |   |   |   | 75710  |    |
| 1549 UM                                 | Florid Canvas       | NEW |   |   |   |   | 75710  |    |
| 1550 MI                                 | Knight Garden       | NEW |   |   |   |   | 75617  |    |
| 1550 UM                                 | Knight Garden       | NEW |   |   |   |   | 75617  |    |
| 1551 MI                                 | Fern Aura           | NEW |   |   |   |   | 112065 |    |
| 1551 UM                                 | Fern Aura           | NEW |   |   |   |   | 112065 |    |
| 1552 MI                                 | Gala Popper         | NEW |   |   |   |   | 75737  |    |
| 1552 UM                                 | Gala Popper         | NEW |   |   |   |   | 75737  |    |
| 1553 MI                                 | Emphatic Tapestry   | NEW |   |   |   |   | 110128 |    |
| 1553 UM                                 | Emphatic Tapestry   | NEW |   |   |   |   | 110128 |    |
| 1554 MI                                 | Soothing Tapestry   | NEW |   |   |   |   | 110146 |    |
| 1554 UM                                 | Soothing Tapestry   | NEW |   |   |   |   | 110146 |    |
| 1555 MI                                 | Radiant Monk        | NEW |   |   |   |   | 112012 |    |
| 1555 UM                                 | Radiant Monk        | NEW |   |   |   |   | 112012 |    |
| 1556 MI                                 | Carnation           | NEW |   |   |   |   | 112012 |    |
| 1556 UM                                 | Carnation           | NEW |   |   |   |   | 112012 |    |
| 1557 MI                                 | Zippy Insignia      | NEW |   |   |   |   | 110209 |    |
| 1557 UM                                 | Zippy Insignia      | NEW |   |   |   |   | 110209 |    |
| 1558 MI                                 | Crayon Insignia     | NEW |   |   |   |   | 112057 |    |
| 1558 UM                                 | Crayon Insignia     | NEW |   |   |   |   | 112057 |    |
| 1559 MI                                 | Braid Insignia      | NEW |   |   |   |   | 112055 |    |
| 1559 UM                                 | Braid Insignia      | NEW |   |   |   |   | 112055 |    |
| 1560 MI                                 | Grace Insignia      | NEW |   |   |   |   | 110179 |    |
| 1560 UM                                 | Grace Insignia      | NEW |   |   |   |   | 110179 |    |
| 1561 MI                                 | Spatial Insignia    | NEW |   |   |   |   | 75634  |    |
| 1561 UM                                 | Spatial Insignia    | NEW |   |   |   |   | 75634  |    |

| Design Code | Design Name      | New | ↑ | ○ | △ | □ | Rehau  | E3 |
|-------------|------------------|-----|---|---|---|---|--------|----|
| 1562 MI     | Delight Insignia | NEW |   |   |   |   | 110163 |    |
| 1562 UM     | Delight Insignia | NEW |   |   |   |   | 110163 |    |

| ACRYLO      |                |     |   |   |   |   |        |         |
|-------------|----------------|-----|---|---|---|---|--------|---------|
| Design Code | Design Name    | New | ↑ | ○ | △ | □ | Rehau  | E3      |
| 152 LU      | ROSE PINK      | NEW |   |   |   |   | 112345 | 1536 HG |
| 152 UM      | ROSE PINK      | NEW |   |   |   |   | 112345 | 1536 MT |
| 153 LU      | PUNCH          | NEW |   |   |   |   | 112344 | 1535 HG |
| 153 UM      | PUNCH          | NEW |   |   |   |   | 112344 | 1535 MT |
| 168 LU      | BRAZILIAN SAND | NEW |   |   |   |   | 112343 | 1113 HG |
| 168 UM      | BRAZILIAN SAND | NEW |   |   |   |   | 112343 | 1113 MT |
| 3245 LU     | ARCTIC BLUE    | NEW |   |   |   |   | 112340 | 1533 HG |
| 3245 UM     | ARCTIC BLUE    | NEW |   |   |   |   | 112340 | 1533 MT |
| 3246 LU     | FLINT          | NEW |   |   |   |   | 112346 | 1036 HG |
| 3246 UM     | FLINT          | NEW |   |   |   |   | 112346 | 1036 MT |
| 3272 LU     | TEAL           | NEW |   |   |   |   | 112342 | 1534 HG |
| 3272 UM     | TEAL           | NEW |   |   |   |   | 112342 | 1534 MT |
| 3282 LU     | SEAFOAM GREEN  | NEW |   |   |   |   | 112339 | 1057 HG |
| 3282 UM     | SEAFOAM GREEN  | NEW |   |   |   |   | 112339 | 1057 MT |
| 4941 LU     | CAIRO TRIANGLE | NEW | ↑ | ○ |   |   | 112350 | 1537 HG |
| 4941 UM     | CAIRO TRIANGLE | NEW | ↑ | ○ |   |   | 112350 | 1537 MT |
| 4942 LU     | GIZA TRIANGLE  | NEW | ↑ | ○ |   |   | 112351 | 1538 HG |
| 4942 UM     | GIZA TRIANGLE  | NEW | ↑ | ○ |   |   | 112351 | 1538 MT |
| 4943 LU     | LUXOR TRIANGLE | NEW | ↑ | ○ |   |   | 112352 | 1539 HG |
| 4943 UM     | LUXOR TRIANGLE | NEW | ↑ | ○ |   |   | 112352 | 1539 MT |

| LUCIDA      |                  |     |   |   |   |   |        |         |
|-------------|------------------|-----|---|---|---|---|--------|---------|
| Design Code | Design Name      | New | ↑ | ○ | △ | □ | Rehau  | E3      |
| 107 LU      | SNOW WHITE       |     |   |   |   |   | 75637  | 1001 HG |
| 108 LU      | OFF WHITE        |     |   |   |   |   | 110158 | 1103 HG |
| 109 LU      | DESIGNER WHITE   |     |   |   |   |   | 110166 | 1001 HG |
| 127 LU      | ALMOND IVORY     |     |   |   |   |   | 75713  | 1020 HG |
| 151 LU      | PEACH PINK       |     |   |   |   |   | 75623  | 1503 HG |
| 158 LU      | TAUPE            |     |   |   |   |   | 110163 | 1505 HG |
| 159 LU      | DUSK PURPLE      |     |   |   |   |   | 112035 | 1506 HG |
| 163 LU      | BEIGE            |     |   |   |   |   | 75622  | 1507 HG |
| 171 LU      | LIGHT BROWN      |     |   |   |   |   | 75635  | 1021 HG |
| 174 LU      | CHOCOLATE        |     |   |   |   |   | 75738  | 1509 HG |
| 181 LU      | VINTAGE BURGUNDY |     |   |   |   |   | 75619  | 1510 HG |
| 194 LU      | BLOOD RED        |     |   |   |   |   | 75717  | 1009 HG |
| 206 LU      | SUN BLOOM        |     |   |   |   |   | 75743  | 1007 HG |
| 208 LU      | GLAZE YELLOW     |     |   |   |   |   | 112034 | 1511 HG |
| 209 LU      | EQUINOX YELLOW   |     |   |   |   |   | 110239 | 1512 HG |
| 212 LU      | LIGHT ORANGE     |     |   |   |   |   | 75608  | 1513 HG |
| 225 LU      | SILVER GREY      |     |   |   |   |   | 75703  | 1051 HG |
| 238 LU      | GRAPHITE GREY    |     |   |   |   |   | 75745  | 1050 HG |
| 241 LU      | SATIN BLUE       |     |   |   |   |   | 110238 | 1517 HG |

| Design Code | Design Name      | New | ↑ | ○ | △ | □ | Rehau  | E3      |
|-------------|------------------|-----|---|---|---|---|--------|---------|
| 249 LU      | NAVY BLUE        |     |   |   |   |   | 112040 | 1518 HG |
| 259 LU      | DAWN BLUE        |     |   |   |   |   | 112037 | 1519 HG |
| 261 LU      | LAVENDER         |     |   |   |   |   | 112038 | 1520 HG |
| 265 LU      | DARKISH PURPLE   |     |   |   |   |   | 110235 | 1521 HG |
| 266 LU      | ANTIQUE VIOLET   |     |   |   |   |   | 110236 | 1038 HG |
| 267 LU      | PURPLE           |     |   |   |   |   | 110144 | 1522 HG |
| 275 LU      | LIME GREEN       |     |   |   |   |   | 110240 | 1523 HG |
| 288 LU      | DREAM GREEN      |     |   |   |   |   | 110241 | 1524 HG |
| 293 LU      | BLACK            |     |   |   |   |   | 75712  | 1006 HG |
| 462 LU      | RECYCLED TEAK    |     |   |   |   |   | 408P   | 2504 HG |
| 464 LU      | NYANA TEAK       |     |   |   |   |   | 003P   | 2505 HG |
| 541 LU      | SAPOLI           |     |   |   |   |   | 178P   | 2506 HG |
| 559 LU      | WARHOL'S WILLOW  |     |   |   |   |   | 331P   | 2507 HG |
| 639 LU      | SUKUPIRA PRADO   |     |   |   |   |   | 142P   | 2508 HG |
| 647 LU      | ISARD            |     |   |   |   |   | 544P   | 2509 HG |
| 689 LU      | CORDIA ZERICOTE  |     |   |   |   |   | 540P   | 2510 HG |
| 704 LU      | CHENE            |     |   |   |   |   | 541P   | 2511 HG |
| 774 LU      | THAR DESERT      |     |   |   |   |   | 405P   | 2513 HG |
| 787 LU      | ZEBRA WOOD       |     |   |   |   |   | 226P   | 2514 HG |
| 788 LU      | NATURAL OLIVE    |     |   |   |   |   | 542P   | 2515 HG |
| 3244 LU     | PASTEL BLUE      |     |   |   |   |   | 112073 | 1525 HG |
| 3271 LU     | OLIVE GREEN      |     |   |   |   |   | 110211 | 1526 HG |
| 3437 LU     | RENOIR'S EBONY   |     |   |   |   |   | 538P   | 2022 HG |
| 3755 LU     | CRANVILLE ELM    |     |   |   |   |   | 537P   | 2519 HG |
| 3757 LU     | BERTIE ELM       |     |   |   |   |   | 543P   | 2520 HG |
| 3835 LU     | LAPIS AZUL       |     |   |   |   |   | 549P   | 2521 HG |
| 3917 LU     | SNOW GLACIER     |     | ↑ | ○ |   |   | 784P   | 3502 HG |
| 3918 LU     | SILVER GLACIER   |     | ↑ | ○ |   |   | 080P   | 3503 HG |
| 3919 LU     | GOLDEN GLACIER   |     | ↑ | ○ |   |   | 781P   | 3504 HG |
| 3921 LU     | ESPERANTO        |     | ↑ | ○ |   |   | 777P   | 3505 HG |
| 3922 LU     | SUNRISE GLACIER  |     | ↑ | ○ |   |   | 779P   | 3506 HG |
| 3939 LU     | NOCE ALTEA       |     | ↑ | ○ |   |   | 545P   | 2529 HG |
| 3961 LU     | SHOREA MAHOGANY  |     | ↑ | ○ |   |   | 780P   | 2530 HG |
| 3962 LU     | ALMON MAHOGANY   |     | ↑ | ○ |   |   | 783P   | 3507 HG |
| 3963 LU     | MAYAPIS MAHOGANY |     | ↑ | ○ |   |   | 778P   | 3508 HG |
| 3964 LU     | CREAM EICHE      | NEW | ↑ | ○ |   |   | 1055P  | 2547 HG |
| 3965 LU     | COPPER EICHE     | NEW | ↑ | ○ |   |   | 1054P  | 2546 HG |
| 3966 LU     | GREY EICHE       | NEW | ↑ | ○ |   |   | 1056P  | 2548 HG |
| 4389 LU     | CEZAMME'S OAK    |     |   |   |   |   | 337P   | 2531 HG |
| 4911 LU     | PEARL GLACIER    | NEW | ↑ | ○ |   |   | 1069P  | 2543 HG |
| 4912 LU     | SAND GLACIER     | NEW | ↑ | ○ |   |   | 1070P  | 2544 HG |
| 4913 LU     | SHELL GLACIER    | NEW | ↑ | ○ |   |   | 1068P  | 2545 HG |
| 90155 LU    | HOT PINK         |     |   |   |   |   | 75600  | 1014 HG |

# EDGE-BAND INDEX





| Design Code | Design Name     | New | ↑ | ○ | △ | □ | Rehau  | E3      |
|-------------|-----------------|-----|---|---|---|---|--------|---------|
| SILK TUFF   |                 |     |   |   |   |   |        |         |
| 107 SI      | SNOW WHITE      |     |   |   | ▲ |   | 75637  | 1001 MT |
| 108 SI      | OFF WHITE       |     |   |   | ▲ |   | 112031 | 1103 MT |
| 109 SI      | DESIGNER WHITE  |     |   |   | ▲ |   | 110166 | 1501 MT |
| 127 SI      | ALMOND IVORY    |     |   |   | ▲ |   | 112032 | 1502 MT |
| 225 SI      | SILVER GREY     |     |   |   | ▲ |   | 75703  | 1514 MT |
| 238 SI      | GRAPHITE GREY   |     |   |   | ▲ |   | 75745  | 1516 MT |
| 293 SI      | BLACK           |     |   |   | ▲ |   | 75712  | 1006 MT |
| 689 SI      | CORDIA ZERICOTE | NEW |   |   | ▲ |   | 540P   | 2510 MT |
| 3244 SI     | PASTEL BLUE     | NEW |   |   | ▲ |   | 112073 | 1525 MT |
| 3271 SI     | OLIVE GREEN     | NEW |   |   | ▲ |   | 110211 | 1526 MT |
| 3531 SI     | TYROL PINE      | NEW |   |   | ▲ |   | 903P   | 2540 MT |
| 3688 SI     | BRIO ZERICOTE   |     |   |   | ▲ |   | 540P   | 2518 MT |
| 3846 SI     | WHITE MARBLE    |     |   |   | ▲ |   | 600P   | 2522 MT |
| 3852 SI     | SAGRADA MARBLE  |     |   |   | ▲ |   | 782P   | 2523 MT |
| 3853 SI     | GOTHIC MARBLE   |     |   |   | ▲ |   | 526P   | 2524 MT |
| 3854 SI     | SIERRA MARBLE   |     |   |   | ▲ |   | 776P   | 2525 MT |
| 3895 SI     | BLACK MARBLE    |     |   |   | ▲ |   | 753P   | 2526 MT |
| 3964 SI     | CREAM EICHE     | NEW | ↑ | ○ | ▲ |   | 1055P  | 2547 MT |
| 3965 SI     | COPPER EICHE    | NEW | ↑ | ○ | ▲ |   | 1054P  | 2546 MT |
| 3966 SI     | GREY EICHE      | NEW | ↑ | ○ | ▲ |   | 1056P  | 2548 MT |
| 4501 SI     | GAUGUIN WALNUT  | NEW |   |   | ▲ |   | 139P   | 2541 MT |
| 4789 SI     | GRANADA OLIVE   | NEW |   |   | ▲ |   | 256P   | 2542 MT |
| 4829 SI     | SERRA STONE     | NEW |   |   | ▲ |   | 1057P  | 2550 MT |
| 93415 SI    | BERGER WALNUT   | NEW |   |   | ▲ | Y | 893P   | 2549 MT |
| 94846 SI    | HARLEY REYRA    |     |   |   | ▲ | Y | 816P   | 2537 MT |

| Design Code | Design Name | New | ↑ | ○ | △ | □ | Rehau | E3 |
|-------------|-------------|-----|---|---|---|---|-------|----|
| HIGH GLOSS  |             |     |   |   |   |   |       |    |
| 111 HG      | FRO         |     |   |   |   |   |       |    |

# TECHNICAL SPECIFICATIONS



| Properties   | Specified as per IS:2046-1995            | CenturyLaminates 1.0 mm | Specified as per IS:2046-1995            | CenturyLaminates 1.5 mm |
|--|--|-------------------------|--|-------------------------|
| <b>Thickness</b>                                     | 1.0 mm (± 10%)                           | 1.0 mm (± 5%)           | 1.5 mm (± 10%)                           | 1.5 mm (± 5%)           |
| <b>Resistance to surface wear</b>                    | ≥ 350 (revolutions)                      | > 400 (revolutions)     | ≥ 350 (revolutions)                      | > 400 (revolutions)     |
| <b>Resistance to immersion in boiling water</b>      |  |                         |  |                         |
| Mass increase (%)                                    | 10.0% (Max)                              | 6.0% (Max)              | 7.5% (Max)                               | 5.5% (Max)              |
| Thickness increase(%)                                | 11.8% (Max)                              | 7.0% (Max)              | 8.5% (Max)                               | 6.0% (Max)              |
| <b>Resistance to dry heat at 180°C</b>               | Should pass test                         | Passed                  | Should pass test                         | Passed                  |
| <b>Dimensional stability at deviated temperature</b> |  |                         |  |                         |
| Longitudinal (%)                                     | 0.55% (Max)                              | 0.35% (Max)             | 0.44% (Max)                              | 0.30% (Max)             |
| Transverse (%)                                       | 1.025% (Max)                             | 0.75% (Max)             | 0.86% (Max)                              | 0.65% (Max)             |
| <b>Dimensional stability at 20°C</b>                 |  |                         |  |                         |
| Longitudinal (%)                                     | 0.375% (Max)                             | 0.275% (Max)            | 0.31% (Max)                              | 0.23% (Max)             |
| Transverse (%)                                       | 0.60% (Max)                              | 0.48% (Max)             | 0.49% (Max)                              | 0.28% (Max)             |
| <b>Resistance to impact by small diameter ball</b>   | 20 N (Min)                               | 25 N (Min)              | 20 N (Min)                               | 30 N (Min)              |
| <b>Resistance to cracking</b>                        | Should pass test                         | Passed                  | Should pass test                         | Passed                  |
| <b>Resistance to scratching</b>                      | 2 N (Min)                                | 3 N (Min)               | 2 N (Min)                                | 3 N (Min)               |
| <b>Resistance to staining</b>                        | Should pass test                         | Passed                  | Should pass test                         | Passed                  |
| <b>Resistance to colour change</b>                   |  |                         |  |                         |
| In Xenon ARC light                                   | <b>Wool standard</b><br>Should pass test | Passed                  | <b>Wool standard</b><br>Should pass test | Passed                  |
| In Enclosed Carbon ARC light                         | Should pass test                         | Passed                  | Should pass test                         | Passed                  |
| <b>Resistance to cigarette burns</b>                 | Should pass test                         | Passed                  | Should pass test                         | Passed                  |
| <b>Resistance to steam</b>                           | Should pass test                         | Passed                  | Should pass test                         | Passed                  |
| <b>Appearance</b>                                    | No ABC Defects                           | No ABC Defects          | No ABC Defects                           | No ABC Defects          |
| <b>Specific gravity gm/c. m<sup>3</sup></b>          |  | 1.36 (Min)              |  | 1.4 (Min)               |



## Guaranteed thickness & high quality back sanding

The sample swatches shown in this catalogue only represent the designs, colours & finishes. For the actual thickness, please refer to the above samples.

\* The images shown in the catalogue are for indicative purpose only. The actual sheet may vary from the printed design.

# OUR PRESENCE



## EAST ZONE

**KOLKATA**  
Mr. Arnab Kanjilal  
M/s Century Plyboards (India) Limited  
Lower Mezzanine Floor, 6 Lyons Range,  
Kolkata - 700001  
☎ +91 98041 99130  
✉ decobsm.ccu@centuryply.com

**BHUBANESWAR**  
Mr. Tapan Prasad Sahoo  
Century Plyboards (I) Ltd.  
C/o. Shree Balaji Alloys (P) Ltd.  
Plot No.136, Mancheswar Road,  
Mancheswar Industrial Estate,  
Bhubaneswar, Dist : Khordha  
Pin ; 751017, State : Odisha  
☎ +91 94375 67868  
✉ tapalp.sahoo@centuryply.com

**GUWAHATI**  
Mr Ankur Sarkar  
M/s Century Plyboards (India) Limited  
House No - 24, Ground Floor,  
Piyoli Phukan Road, Rehbari  
Guwahati - 781008  
☎ (0361) 2737871 & 2736838  
☎ +91 98314 95132  
✉ decobsm.gau@centuryply.com

**LUCKNOW**  
Mr Rishikesh Mishra  
M/s Century Plyboards (India) Limited  
E/1-139 Phase 2, Opposite Parking No. 07,  
Transport Nagar, Lucknow - 226012  
☎ (0522) 3063501  
☎ +91 98389 55442  
✉ rishikesh.mishra@centuryply.com

**PATNA**  
Mr Sanjeev Kumar Pandey  
M/s Century Plyboards (India) Limited  
2nd Floor, Anam Plaza, Gandhi Maidan,  
Opp. To Gate No. 8, Patna - 800001  
☎ (0612) 3210071  
☎ +91 92644 71324  
✉ sanjeevk.pandey@centuryply.com

**RAIPUR**  
Mr. Ashish Khare  
M/s Century Plyboards (India) Limited  
☎ +91 76976 03880  
✉ ashish.khare@centuryply.com

**RANCHI**  
Mr Nitesh Singh  
M/s Century Plyboards (India) Limited  
Mahadev Path, DAV School Road,  
Near Kathalmore, Post-Lalghutwa,  
Ranchi-834005  
☎ (0651) 3245541  
☎ +91 96081 91881  
✉ nksingh@centuryply.com

**CENTURY ARENA**  
Century Arena  
36, Ganesh Chandra Avenue  
Kolkata – 700013.

**NEPAL**  
Mr. Saikat Choudhury  
M/s Century Plyboards (India) Limited  
☎ +977 98035 70403  
✉ saikat.choudhury@centuryply.com

## WEST ZONE

**INDORE**  
Mr Rajib Banerjee  
M/s Century Plyboards (India) Limited  
96/1/11, S. R. Compound  
Opposite Lasudiya Police Station  
Lasudiya Mori, Dewas Naka, 1st Lane  
Indore – 452010 Madhya Pradesh  
☎ (0731) 3228122 & 3221621  
☎ +91 97080 97220  
✉ rajib.banerjee@centuryply.com

**MUMBAI**  
Mr. Navojit Basu  
M/s Century Plyboards (India) Limited  
1501 - 1506, Range Heights,  
15th Floor, Link Road, Oshiwara,  
Behram Baug, Jogeshwari - West  
Mumbai - 400102  
☎ +91 99324 49021  
✉ navojit.basu@centuryply.com

**CENTURY ARENA**  
Century Arena  
5, 6 & 11 Snehdhara CHS Ltd,  
Jeevan Bikash Kendra Marg,  
Sahar Road, Koldongari,  
Andheri East,  
Mumbai - 400069

**NAGPUR**  
Mr. Shivaji Gawde  
M/s Century Plyboards (India) Limited  
C/O Dr. K.S Yawalkar  
2nd Floor, R/D 52 Bajaj Nagar, Above Vodafone Gallery,  
Nagpur - 440010 (M.S.)  
☎ (0712) 3223921 & 3223922  
☎ +91 99670 33500  
✉ shivajib.gawde@centuryply.com

**PUNE**  
Mr. Swapnil Kulkarni  
M/s Century Plyboards (India) Limited  
Office No. 402, Winners Court,  
4th floor, above ZK's Restaurant,  
Lulla Nagar Chowk, Pune - 411040  
☎ (020) 26831144  
☎ +91 94207 65000  
✉ swapnil.kulkarni@centuryply.com

## NORTH ZONE

**DELHI**  
Mr. Deepak Thapa  
M/s Century Plyboards (India) Limited  
1/15, First Floor, Opposite DDA Park, WHS Kirti Nagar,  
New Delhi - 110015  
☎ (011) 46081444  
☎ +91 97172 75599  
✉ deepak.thapa@centuryply.com

**GURGAON**  
Mr. Deepak Thapa  
M/s Century Plyboards (India) Limited  
16A, 16B, First Floor, Vyapar Kendra Market,  
Sushant Lok Phase I, Gurgaon - 122002  
☎ +91 97172 75599  
✉ deepak.thapa@centuryply.com

**HARYANA**  
Mr Pankaj Singh  
M/s Century Plyboards (India) Limited  
☎ +91 98784 34343  
✉ pankajk.singh@centuryply.com

**GHAZIABAD**  
Mr Pradeep Singh  
M/s Century Plyboards (India) Limited  
C 21, Meerut Road Industrial Area,  
Near DPS School,  
Ghaziabad - 201003 (U.P)  
☎ (0120) 4205605  
☎ +91 99151 51510  
✉ decobsm.del1@centuryply.com

**GUJARAT**  
Mr Tarang Jivani  
M/s Century Plyboards (India) Limited  
1006 - 1009, Sakar III, 10th Floor  
Near Income Tax Circle  
Ashram Road, Ahmedabad-380014  
☎ (079) 39403950  
☎ +91 97259 99443  
✉ decobsm.amd@centuryply.com

**LUDHIANA**  
Mr. Saif Ahmed  
M/s Century Plyboards (India) Limited  
Shop No. - 58, 1st Floor, New Grain Market,  
Gill Road, Dana Mandi,  
Ludhiana (Punjab) - 141003  
☎ (0161) 5059825  
☎ +91 96499 994618  
✉ saif.ahmed@centuryply.com

**RAJASTHAN**  
Mr Hemant Sharma  
M/s Century Plyboards (India) Limited  
E-52, Road No.-4, Behind V.K.I. Area Police Station,  
Vishwakarma Industrial Area, Jaipur-302013  
☎ (0141) 3064500 & 3064512  
☎ +91 99297 15723  
✉ hemantk.sharma@centuryply.com

## SOUTH ZONE

**CHENNAI**  
Mr. Kumaran I  
M/s Century Plyboards (India) Limited  
Sapna Trade Centre - 4th Floor,  
No.137, Poonamalle High Road,  
Landmark- near Dasprakash hotel  
Chennai - 600 084  
☎ (044) 30544500  
☎ +91 98841 47766  
✉ kumaran.i@centuryply.com

**HUBLI**  
Mr Girish Kulkarni  
M/s Century Plyboards (India) Limited  
☎ +91 93537 66764  
✉ girishs.kulkarni@centuryply.com

**COIMBATORE**  
Mr.Jaisankar N  
M/s Century Plyboards (India) Limited  
SF No: 396 1/B, 8/30,  
Jayasudha Warehouse,  
Ayyan Thottam, G. N. Mills Post,  
Coimbatore - 641029  
☎ +91 90258 44135, 76018 05143  
☎ +91 96552 45261  
✉ n.jaisankar@centuryply.com

**BANGALORE**  
Mr Immanuel Darwin  
M/s Century Plyboards (India) Limited  
#92 ,3rd Floor, HJS Chamber,  
Next to Pride Hotel, Richmond Road  
Bangalore - 560025  
☎ (080) 39403950  
☎ +91 97390 87878  
✉ decobsm.blr@centuryply.com

**HYDERABAD**  
Mr. Ch. Lan Anil  
M/s Century Plyboards (India) Limited  
No. 405A, Minerva Commercial Complex,  
4th Floor, Near Paradise Junction, SD Road,  
Secunderabad - 500003  
☎ (040) 39403950  
☎ +91 82970 00224  
✉ chl.anil@centuryply.com

**KOCHI**  
Mr Sujith B Shenoy  
M/s Century Plyboards (India) Limited  
24-B Alakalathil Building, Ground Floor,  
Marottichuvadu, Edappally PO,  
Kochi - 682024  
☎ (0484) 3126522  
☎ +91 99470 45706  
✉ sujithb.shenoy@centuryply.com

**VIJAYWADA**  
Mr B. Jai Prakash  
M/s Century Plyboards (India) Limited  
76-4-2/a 2nd floor (North)  
Suphala Building St. Bhavani Puram.  
Vijaywada - 520012  
☎ +91 89789 03232  
✉ bjal.prakash@centuryply.com

**REGD. OFFICE**  
Century Plyboards (India) Limited.  
"Century House",  
P-15/1, Taratala Road, Kolkata,  
West Bengal (India) - 700088  
☎ +91 33 3940 3950  
✉ laminates@centuryply.com

For International Enquiries  
Mr. Naveen Lohia  
Email:naveen@centuryply.com

